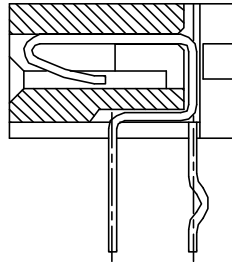
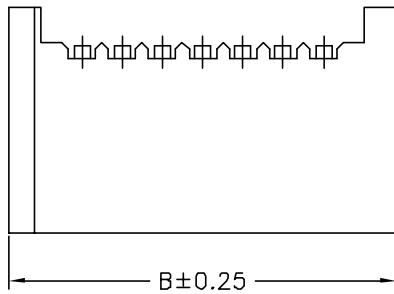
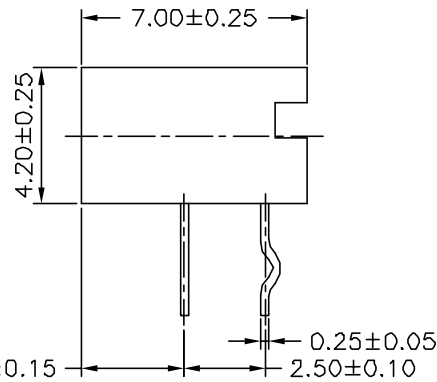
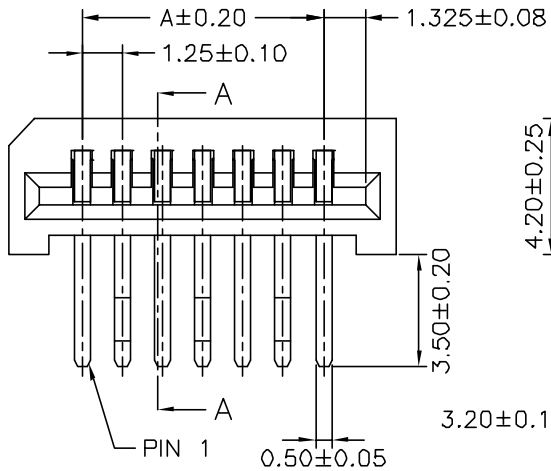


SUGGESTED PCB LAYOUT
(COMPONENT SIDE)



SEC:A-A



SPECIFICATIONS

Current Rating: 1A AC,DC
 Voltage Rating: 200V AC,DC
 Temperature Range: -25°C ~ +85°C
 Contact Resistance: 20mΩ Max.
 Insulation Resistance: 500MΩ Min.
 Withstanding Voltage: 500V AC/minute
 Pin Material: Phosphor Bronze/Tin-plated
 Material: Nylon 9T,UL94V-0
 Color: Natural(Black)

Ordering Information & Dimensions

PART NO.	Dimensions		PART NO.	Dimensions	
	A	B		A	B
F1258WRA-04PT	3.75	8.25	F1258WRA-20PT	23.75	28.25
F1258WRA-05PT	5.00	9.50	F1258WRA-21PT	25.00	29.50
F1258WRA-06PT	6.25	10.75	F1258WRA-22PT	26.25	30.75
F1258WRA-07PT	7.50	12.00	F1258WRA-23PT	27.50	32.00
F1258WRA-08PT	8.75	13.25	F1258WRA-24PT	28.75	33.25
F1258WRA-09PT	10.00	14.50	F1258WRA-25PT	30.00	34.50
F1258WRA-10PT	11.25	15.75	F1258WRA-26PT	31.25	35.75
F1258WRA-11PT	12.50	17.00	F1258WRA-27PT	32.50	37.00
F1258WRA-12PT	13.75	18.25	F1258WRA-28PT	33.75	38.25
F1258WRA-13PT	15.00	19.50	F1258WRA-29PT	35.00	39.50
F1258WRA-14PT	16.25	20.75	F1258WRA-30PT	36.25	40.75
F1258WRA-15PT	17.50	22.00	F1258WRA-31PT	37.50	42.00
F1258WRA-16PT	18.75	23.25	F1258WRA-32PT	38.75	43.25
F1258WRA-17PT	20.00	24.50	F1258WRA-33PT	40.00	44.50
F1258WRA-18PT	21.25	25.75	F1258WRA-34PT	41.25	45.75
F1258WRA-19PT	22.50	27.00			

				JOINT TECH ELECTRONIC IND. CO., LTD. JOY DAY INDUSTRIAL CO., LTD.	
		UNIT	SCALE	SHEET	
		mm		1 of 1	
		DRAWN BY		APPROVED BY	
		董正一		董正一	
		2003.06.10		2003.06.10	
		GENERAL TOLERANCE			
B1	REVISE	2008.02.20	X.X ±0.25	ANGLE ±	
B0	NEW RELEASE	2005.11.21	X.XX ±0.15		
REV.	DESCRIPTION	DATE	X.XXX ±0.05		
				TITLE:	
				1.25mm PITCH FFC/FPC CONNECTOR 90°DIP TYPE, NON-ZIF, TOP CONTACT STYLE	
				DRAW NO.:	
				F1258WRA-XPT	
				REV.:	
				B1	