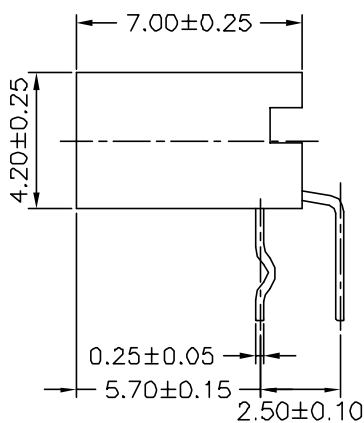
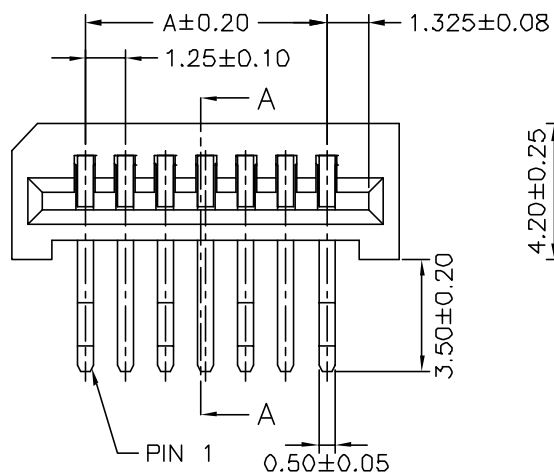
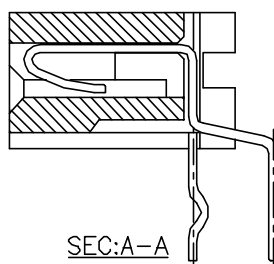
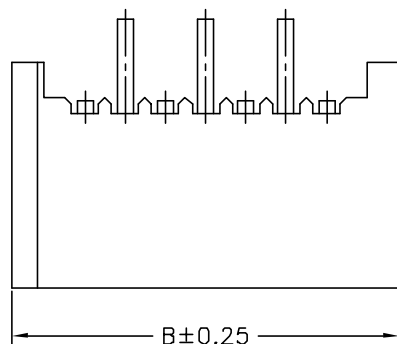


SUGGESTED PCB LAYOUT
(COMPONENT SIDE)



SPECIFICATIONS

Current Rating: 1A AC,DC
 Voltage Rating: 200V AC,DC
 Temperature Range: -25°C ~ +85°C
 Contact Resistance: 20mΩ Max.
 Insulation Resistance: 500MΩ Min.
 Withstanding Voltage: 500V AC/minute
 Pin Material: Phosphor Bronze/Tin-plated
 Material: Nylon 9T,UL94V-0
 Color: Natural(Black)

Ordering Information & Dimensions

PART NO.	Dimensions		PART NO.	Dimensions	
	A	B		A	B
F1258WR-04PT	3.75	8.25	F1258WR-20PT	23.75	28.25
F1258WR-05PT	5.00	9.50	F1258WR-21PT	25.00	29.50
F1258WR-06PT	6.25	10.75	F1258WR-22PT	26.25	30.75
F1258WR-07PT	7.50	12.00	F1258WR-23PT	27.50	32.00
F1258WR-08PT	8.75	13.25	F1258WR-24PT	28.75	33.25
F1258WR-09PT	10.00	14.50	F1258WR-25PT	30.00	34.50
F1258WR-10PT	11.25	15.75	F1258WR-26PT	31.25	35.75
F1258WR-11PT	12.50	17.00	F1258WR-27PT	32.50	37.00
F1258WR-12PT	13.75	18.25	F1258WR-28PT	33.75	38.25
F1258WR-13PT	15.00	19.50	F1258WR-29PT	35.00	39.50
F1258WR-14PT	16.25	20.75	F1258WR-30PT	36.25	40.75
F1258WR-15PT	17.50	22.00	F1258WR-31PT	37.50	42.00
F1258WR-16PT	18.75	23.25	F1258WR-32PT	38.75	43.25
F1258WR-17PT	20.00	24.50	F1258WR-33PT	40.00	44.50
F1258WR-18PT	21.25	25.75	F1258WR-34PT	41.25	45.75
F1258WR-19PT	22.50	27.00			

UNIT	SCALE	SHEET	TITLE:	
mm		1 of 1	1.25mm PITCH	
DRAWN BY		APPROVED BY		
董正一		董正一		
2002.07.23		2002.07.23		
GENERAL TOLERANCE				
B1	REVISE	2008.02.20	X.X ±0.25	ANGLE ±
B0	NEW RELEASE	2005.11.21	X.XX ±0.15	
REV.	DESCRIPTION	DATE	X.XXX ±0.05	
DRAW NO.:				REV.:
F1258WR-XPT				B1