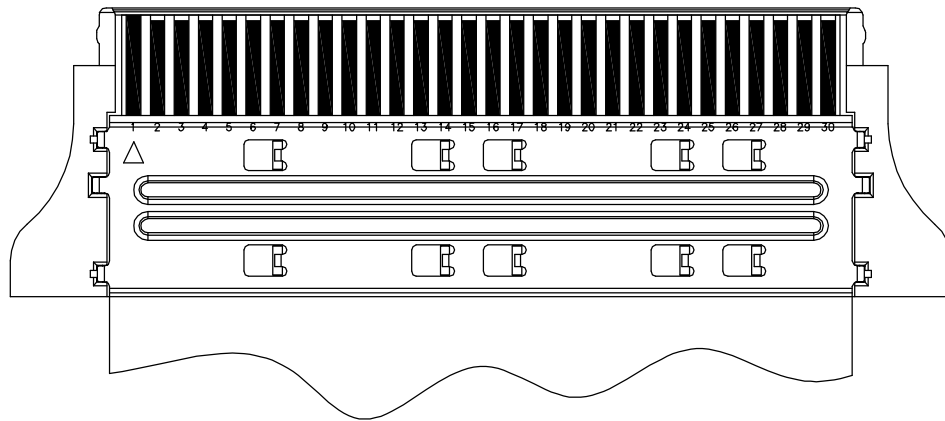
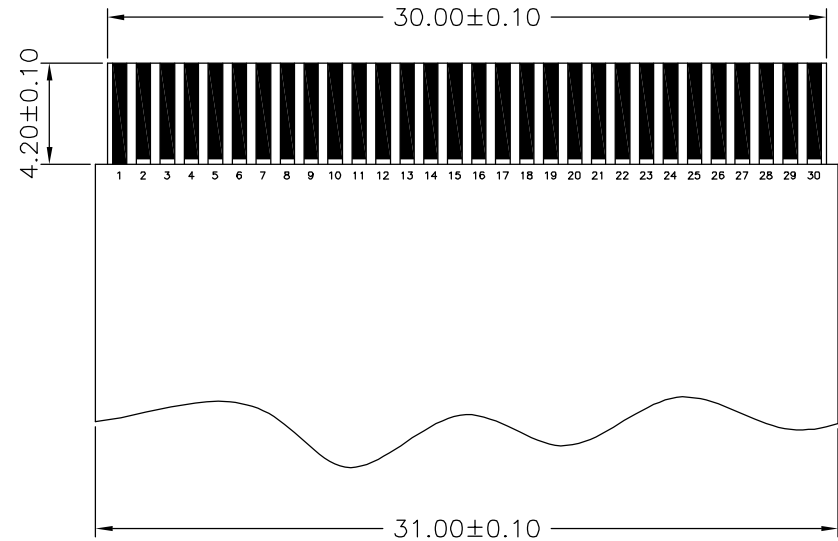


| No. | Part No. | Description | Material | Color |
|-----|---------------------|--------------|------------------|----------------|
| 1 | F1010H-30P-2 | Insulator | Nylon 46,UL94V-0 | Natural(Beige) |
| 2 | | Ground plate | Stainless | --- |
| 3 | TCF1010HI-T-30P-QS0 | Top cover | Stainless | --- |


| | | | | | |
|--------------------------------|-------------|----------------------------------|--|--|--|
| | | | | JOINT TECH ELECTRONIC IND. CO., LTD. JOY DAY INDUSTRIAL CO., LTD. | |
| UNIT | SCALE | SHEET | TITLE: | | |
| mm | | 1 of 2 | P/N:F1010H-30P-202, 1.00mm PITCH CONNECTOR FOR FFC, GROUND TYPE, #7, #14, #17, #24, #27-PIN | | |
| DRAWN BY 歐陽小強 2007.07.23 | | APPROVED BY 謝瑞清 2007.07.23 | | DRAW NO. : F1010H-30P-202 | |
| GENERAL TOLERANCE | | ANGLE± | | REV. A0 | |
| X.X±0.25 | X.XX±0.15 | | X.XXX±0.05 | | |
| A0 | NEW RELEASE | 2007.07.23 | | | |
| REV. | DESCRIPTION | DATE | | | |



Mated condition (REF.)



Recommended FFC dimension

| | | | | | |
|------|-------------|--------------------|-------------------|--|---|
| | | | |  JOINT TECH ELECTRONIC IND. CO., LTD. JOY DAY INDUSTRIAL CO., LTD. | |
| | | UNIT | SCALE | SHEET | TITLE: P/N:F1010H-30P-202, 1.00mm PITCH CONNECTOR FOR FFC, GROUND TYPE, #7, #14, #17, #24, #27-PIN |
| | | mm | | 2 of 2 | |
| | | DRAWN BY | APPROVED BY | | |
| | | 歐陽小強 2007.07.23 | 謝瑞清 2007.07.23 | | |
| | | GENERAL TOLERANCE | | | |
| | | X. X±0.25 | ANGLE± | | |
| A0 | NEW RELEASE | 2007.07.23 | X. XX±0.15 | DRAW NO. : F1010H-30P-202 | |
| REV. | DESCRIPTION | DATE | X. XXX±0.05 | | |