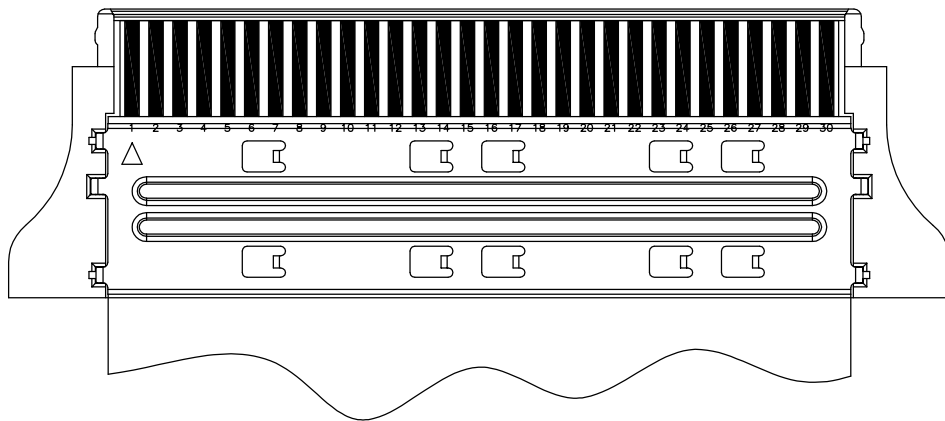
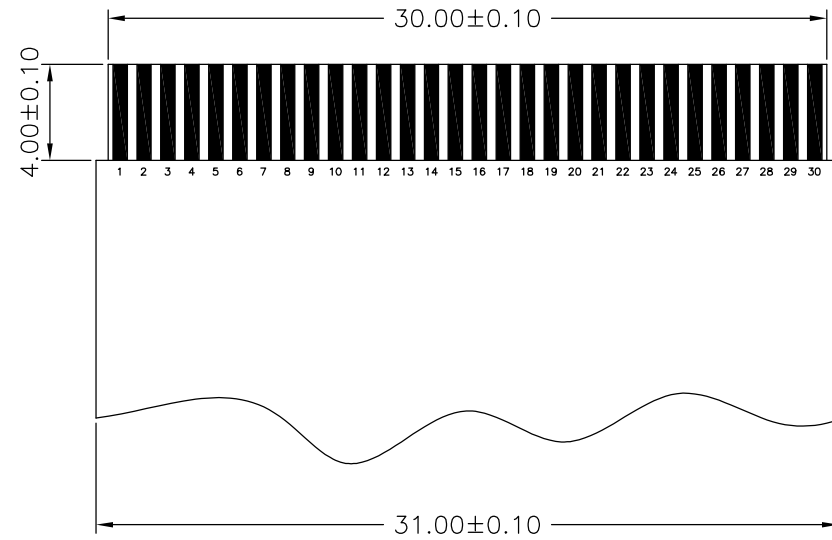


| No. | Part No. | Description | Material | Color |
|-----|---------------------|--------------|------------------|----------------|
| 1 | F1010H-30P | Insulator | Nylon 46,UL94V-0 | Natural(Beige) |
| 2 | | Ground plate | Stainless | --- |
| 3 | TCF1010HI-T-30P-QS0 | Top cover | Stainless | --- |



| | | | | | | |
|------|-------------|------------|-------------------|-------------|--|---|
| | | | | | JOINT TECH ELECTRONIC IND. CO., LTD. JOY DAY INDUSTRIAL CO., LTD. | |
| | | | UNIT | SCALE | SHEET | TITLE: |
| | | | mm | | 1 of 2 | P/N: F1010H-30P-002, 1.00mm PITCH CONNECTOR FOR FFC, GROUND TYPE, #7, #14, #17, #24, #27-PIN |
| A5 | REVISE | 2007.06.06 | DRAWN BY | APPROVED BY | DRAW NO.: F1010H-30P-002 | |
| A4 | REVISE | 2007.01.17 | 李勤 | 董正一 | | |
| A3 | REVISE | 2006.07.26 | 2006.05.28 | 2006.05.28 | | |
| A2 | REVISE | 2006.07.09 | GENERAL TOLERANCE | | | |
| A1 | REVISE | 2006.06.28 | X. X±0.25 | ANGLE± | | |
| A0 | NEW RELEASE | 2006.05.28 | X. XX±0.15 | | REV. A5 | |
| REV. | DESCRIPTION | DATE | X. XXX±0.05 | | | |



Mated condition (REF.)



Recommended FFC dimension

| | | | | | | |
|------|-------------|-------------------|-------------|--|---|--|
| | | | |  JOINT TECH ELECTRONIC IND. CO., LTD. JOY DAY INDUSTRIAL CO., LTD. | | |
| | | UNIT | SCALE | SHEET | | |
| | | mm | | 2 of 2 | | |
| | | DRAWN BY | | APPROVED BY | | |
| | | 李勤 | | 董正一 | | |
| | | 2006.05.28 | | 2006.05.28 | | |
| | | GENERAL TOLERANCE | | | | |
| A1 | REVISE | 2007.01.17 | X. X±0.25 | ANGLE± | | |
| A0 | NEW RELEASE | 2006.05.28 | X. XX±0.15 |  | | |
| REV. | DESCRIPTION | DATE | X. XXX±0.05 | | | |
| | | TITLE: | | | P/N: F1010H-30P-002, 1.00mm PITCH CONNECTOR FOR FFC, GROUND TYPE, #7, #14, #17, #24, #27-PIN | |
| | | DRAW NO.: | | | | |
| | | F1010H-30P-002 | | | A1 | |