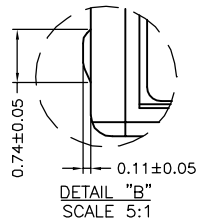

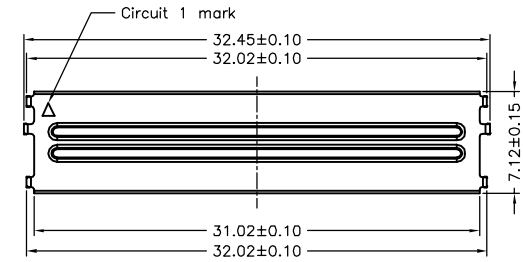
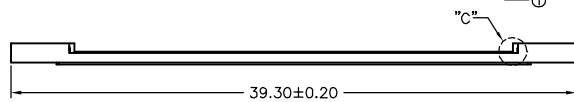
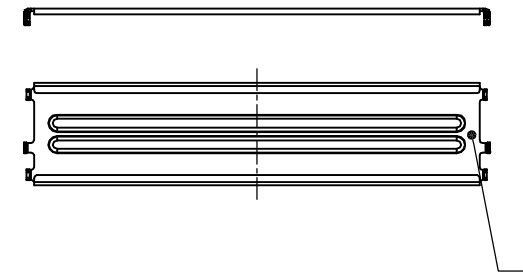
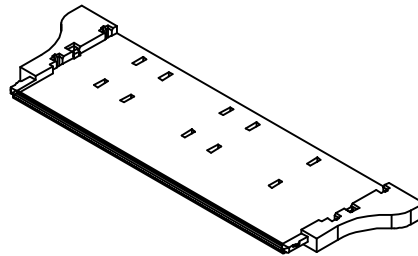


DETAIL "A"
SCALE 5:1



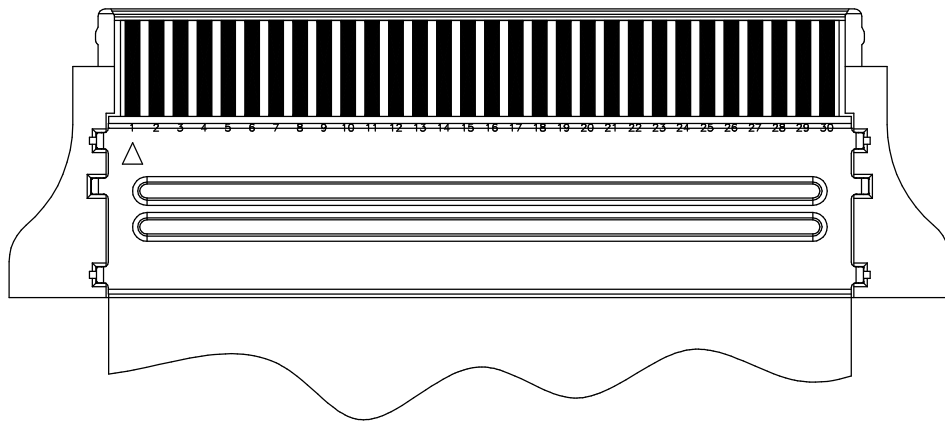
DETAIL "B"
SCALE 5:1



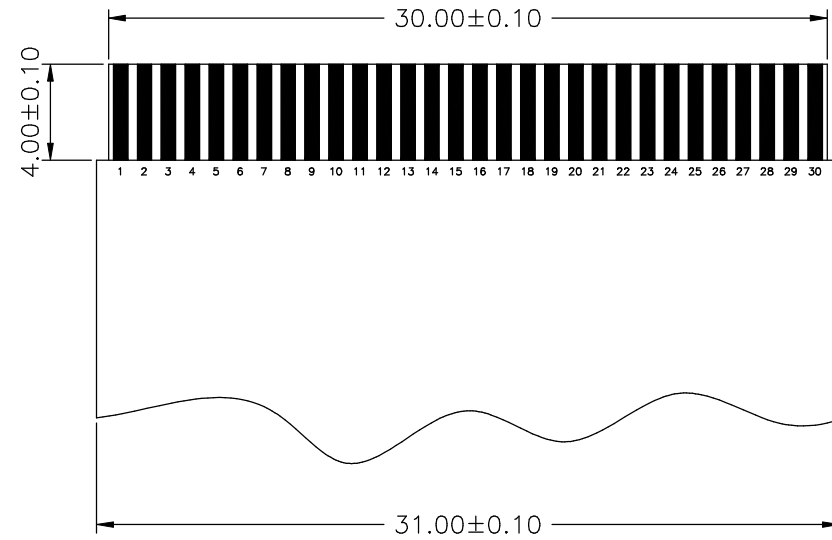
No.	Part No.	Description	Material	Color
1	F1010H-30P	Insulator	Nylon 46,UL94V-0	Natural(Beige)
2		Ground plate	Stainless	---
3	TCF1010H-T-30P-QS0	Top cover	Stainless	---

			JOINT TECH ELECTRONIC IND. CO., LTD. JOY DAY INDUSTRIAL CO., LTD.		
			UNIT	SCALE	SHEET
			mm		1 of 2
B0	REVISE	2007. 12. 13	DRAWN BY		APPROVED BY
A5	REVISE	2007. 06. 06	李勤		董正一
A4	REVISE	2007. 01. 17	2006. 05. 28		2006. 05. 28
A3	REVISE	2006. 07. 26	GENERAL TOLERANCE		
A2	REVISE	2006. 07. 09			
A1	REVISE	2006. 06. 28	X. X±0. 25	ANGLE±	
A0	NEW RELEASE	2006. 05. 28	X. XX±0. 15		
REV.	DESCRIPTION	DATE	X. XXX±0. 05		
DRAW NO. :					REV.
F1010H-30P-001					BO

TITLE:
P/N: F1010H-30P-001,
1.00mm PITCH
CONNECTOR FOR FFC



Mated condition (REF.)



Recommended FFC dimension

				JOINT TECH ELECTRONIC IND. CO., LTD. JOY DAY INDUSTRIAL CO., LTD.	
		UNIT	SCALE	SHEET	TITLE:
		mm		2 of 2	P/N:F1010H-30P-001, 1.00mm PITCH CONNECTOR FOR FFC
		DRAWN BY	APPROVED BY		
		李勤 2006.05.28	董正一 2006.05.28		
		GENERAL TOLERANCE			
				X. X±0.25	ANGLE±
A0	NEW RELEASE	2006.05.28		X. XX±0.15	DRAW NO. : F1010H-30P-001
REV.	DESCRIPTION	DATE		X. XXX±0.05	