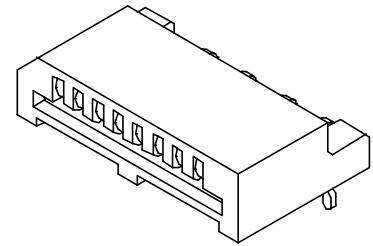
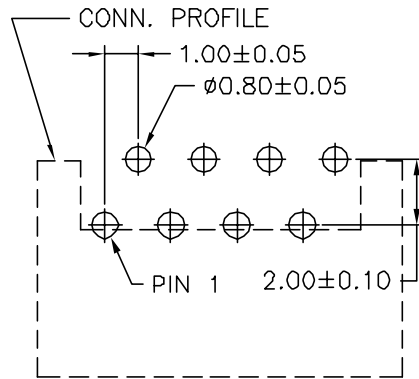
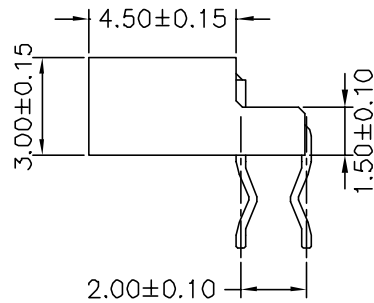
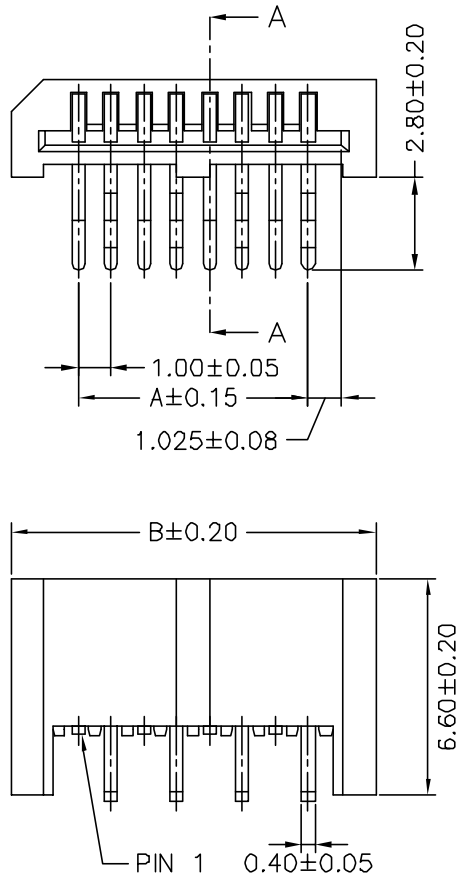


SEC:A-A



SPECIFICATIONS

Current Rating: 0.5A AC,DC
 Voltage Rating: 50V AC,DC
 Temperature Range: -25°C ~ +85°C
 Contact Resistance: 30mΩ Max.
 Insulation Resistance: 500MΩ Min.
 Withstanding Voltage: 500V AC/minute
 Pin Material: Phosphor Bronze/Tin-plated
 Material: Nylon 46,UL94V-0
 Color: Natural(Beige)



SUGGESTED PCB LAYOUT
(COMPONENT SIDE)

Ordering Information & Dimensions

PART NO.	Dimensions		PART NO.	Dimensions	
	A	B		A	B
F1005WR-04PT	3.00	7.10	F1005WR-19PT	18.00	22.10
F1005WR-05PT	4.00	8.10	F1005WR-20PT	19.00	23.10
F1005WR-06PT	5.00	9.10	F1005WR-21PT	20.00	24.10
F1005WR-07PT	6.00	10.10	F1005WR-22PT	21.00	25.10
F1005WR-08PT	7.00	11.10	F1005WR-23PT	22.00	26.10
F1005WR-09PT	8.00	12.10	F1005WR-24PT	23.00	27.10
F1005WR-10PT	9.00	13.10	F1005WR-25PT	24.00	28.10
F1005WR-11PT	10.00	14.10	F1005WR-26PT	25.00	29.10
F1005WR-12PT	11.00	15.10	F1005WR-27PT	26.00	30.10
F1005WR-13PT	12.00	16.10	F1005WR-28PT	27.00	31.10
F1005WR-14PT	13.00	17.10	F1005WR-29PT	28.00	32.10
F1005WR-15PT	14.00	18.10	F1005WR-30PT	29.00	33.10
F1005WR-16PT	15.00	19.10	F1005WR-31PT	30.00	34.10
F1005WR-17PT	16.00	20.10	F1005WR-32PT	31.00	35.10
F1005WR-18PT	17.00	21.10			

UNIT	SCALE	SHEET	TITLE:
mm		1 of 1	1.00mm PITCH FFC/FPC CONNECTOR 90° DIP TYPE, NON-ZIF, TOP CONTACT STYLE
DRAWN BY		APPROVED BY	
董正一		董正一	
2002.07.23		2002.07.23	
GENERAL TOLERANCE			
B1	REVISE	2008.02.18	X.X ± 0.25
B0	NEW RELEASE	2005.11.19	X.XX ± 0.15
REV.	DESCRIPTION	DATE	X.XXX ± 0.05
			ANGLE \pm
DRAW NO.:			REV.
F1005WR-XPT			B1