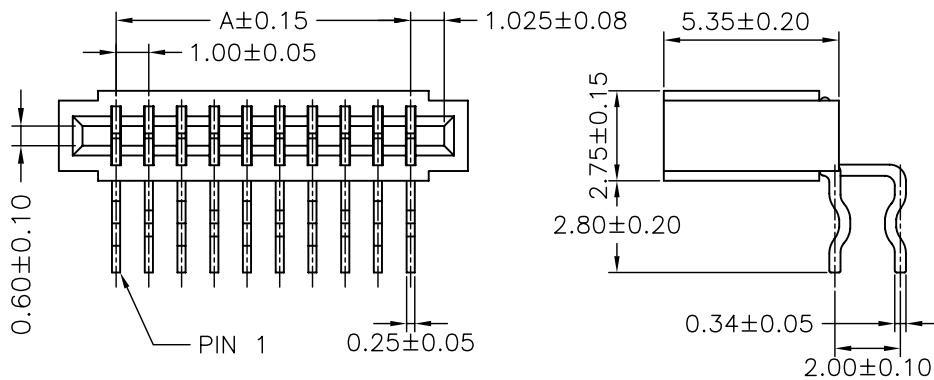
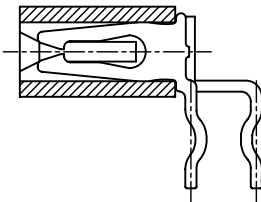
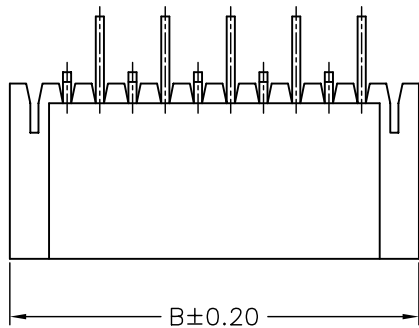



SPECIFICATIONS

Current Rating: 0.5A AC,DC
 Voltage Rating: 50V AC,DC
 Temperature Range: -25°C ~ +85°C
 Contact Resistance: 30mΩ Max.
 Insulation Resistance: 500MΩ Min.
 Withstanding Voltage: 500V AC/minute
 Pin Material: Phosphor Bronze/Tin-plated
 Material: Nylon 9T,UL94V-0
 Color: Natural(Black)



Ordering Information & Dimensions

PART NO.	Dimensions		PART NO.	Dimensions	
	A	B		A	B
F1004WR-04P	3.00	6.50	F1004WR-20P	19.00	22.50
F1004WR-05P	4.00	7.50	F1004WR-21P	20.00	23.50
F1004WR-06P	5.00	8.50	F1004WR-22P	21.00	24.50
F1004WR-07P	6.00	9.50	F1004WR-23P	22.00	25.50
F1004WR-08P	7.00	10.50	F1004WR-24P	23.00	26.50
F1004WR-09P	8.00	11.50	F1004WR-25P	24.00	27.50
F1004WR-10P	9.00	12.50	F1004WR-26P	25.00	28.50
F1004WR-11P	10.00	13.50	F1004WR-27P	26.00	29.50
F1004WR-12P	11.00	14.50	F1004WR-28P	27.00	30.50
F1004WR-13P	12.00	15.50	F1004WR-29P	28.00	31.50
F1004WR-14P	13.00	16.50	F1004WR-30P	29.00	32.50
F1004WR-15P	14.00	17.50	F1004WR-31P	30.00	33.50
F1004WR-16P	15.00	18.50	F1004WR-32P	31.00	34.50
F1004WR-17P	16.00	19.50	F1004WR-33P	32.00	35.50
F1004WR-18P	17.00	20.50	F1004WR-34P	33.00	36.50
F1004WR-19P	18.00	21.50			

				JOINT TECH ELECTRONIC IND. CO., LTD.	
		JOY DAY INDUSTRIAL CO., LTD.			
		UNIT	SCALE	SHEET	TITLE:
		mm		1 of 1	
		DRAWN BY	APPROVED BY		
		董正一	董正一		
		2002.11.28	2002.11.28		
B2	EN0911030532	2009.11.03	GENERAL TOLERANCE		
B1	REVISE	2008.02.18	X. X±0.25	ANGLE±	
B0	NEW RELEASE	2005.11.19	X. XX±0.15	1.00mm PITCH FFC/FPC CONNECTOR 90°DIP TYPE, NON-ZIF	
REV.	DESCRIPTION	DATE	X. XXX±0.05		
				DRAW NO. :	REV.
				F1004WR-XP	B2