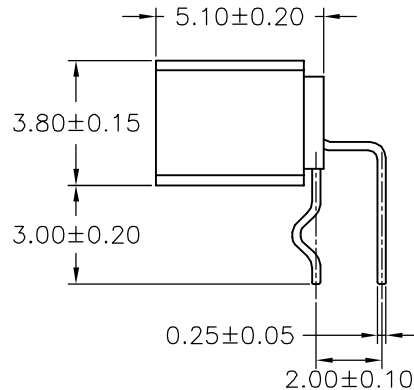
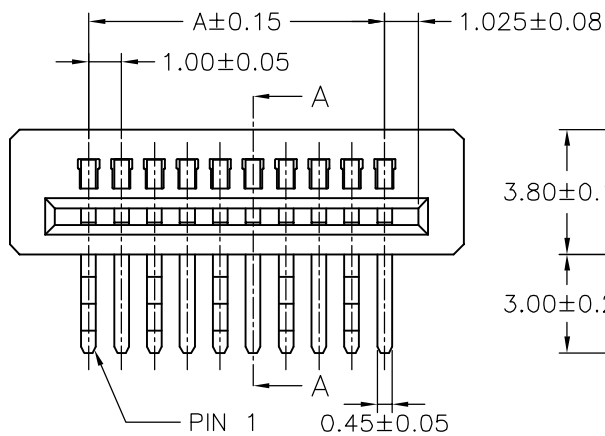
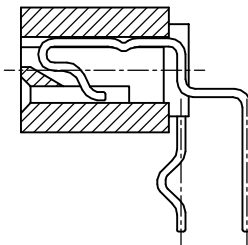
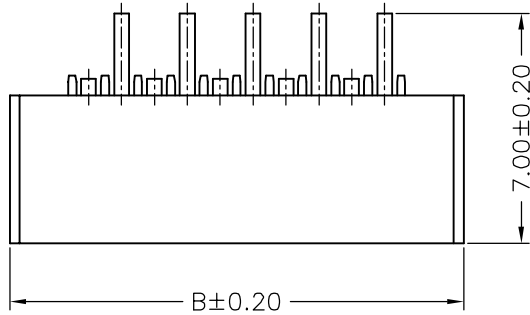


**SPECIFICATIONS**

Current Rating: 0.5A AC,DC  
 Voltage Rating: 50V AC,DC  
 Temperature Range: -25°C ~ +85°C  
 Contact Resistance: 30mΩ Max.  
 Insulation Resistance: 500MΩ Min.  
 Withstanding Voltage: 500V AC/minute  
 Pin Material: Phosphor Bronze/Tin-plated  
 Material: Nylon 9T,UL94V-0  
 Color: Natural(Black)



**Ordering Information & Dimensions**

PART NO.	Dimensions		PART NO.	Dimensions	
	A	B		A	B
F1000WR-04PT	3.00	7.80	F1000WR-20PT	19.00	23.80
F1000WR-05PT	4.00	8.80	F1000WR-21PT	20.00	24.80
F1000WR-06PT	5.00	9.80	F1000WR-22PT	21.00	25.80
F1000WR-07PT	6.00	10.80	F1000WR-23PT	22.00	26.80
F1000WR-08PT	7.00	11.80	F1000WR-24PT	23.00	27.80
F1000WR-09PT	8.00	12.80	F1000WR-25PT	24.00	28.80
F1000WR-10PT	9.00	13.80	F1000WR-26PT	25.00	29.80
F1000WR-11PT	10.00	14.80	F1000WR-27PT	26.00	30.80
F1000WR-12PT	11.00	15.80	F1000WR-28PT	27.00	31.80
F1000WR-13PT	12.00	16.80	F1000WR-29PT	28.00	32.80
F1000WR-14PT	13.00	17.80	F1000WR-30PT	29.00	33.80
F1000WR-15PT	14.00	18.80	F1000WR-31PT	30.00	34.80
F1000WR-16PT	15.00	19.80	F1000WR-32PT	31.00	35.80
F1000WR-17PT	16.00	20.80	F1000WR-33PT	32.00	36.80
F1000WR-18PT	17.00	21.80	F1000WR-34PT	33.00	37.80
F1000WR-19PT	18.00	22.80			

				JOINT TECH ELECTRONIC IND. CO., LTD. JOY DAY INDUSTRIAL CO., LTD.	
		UNIT	SCALE	SHEET	TITLE:
		mm		1 of 1	1.00mm PITCH FFC/FPC CONNECTOR 90° DIP TYPE, NON-ZIF, TOP CONTACT STYLE
		DRAWN BY	APPROVED BY		
		董正一	董正一		
		2001.03.21	2001.03.21		
		GENERAL TOLERANCE			
B1	REVISE	2008.01.16	X.X±0.25	ANGLE±	
B0	NEW RELEASE	2005.11.19	X.XX±0.15		DRAW NO. :
REV.	DESCRIPTION	DATE	X.XXX±0.05		F1000WR-XPT
					REV. B1