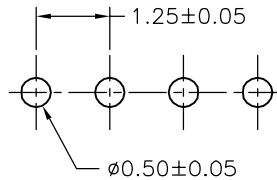
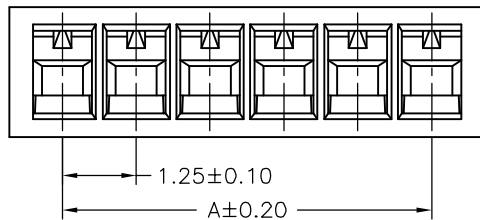


### SPECIFICATIONS

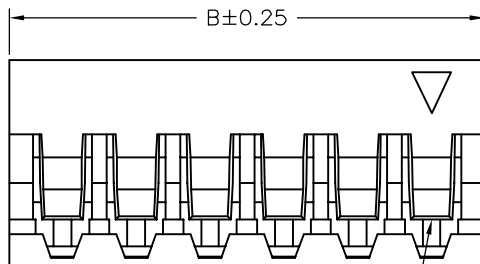
Current Rating: 1A AC,DC  
 Voltage Rating: 125V AC,DC  
 Temperature Range:  $-25^{\circ}\text{C} \sim +85^{\circ}\text{C}$   
 Contact Resistance: 20m $\Omega$  Max.  
 Insulation Resistance: 100M $\Omega$  Min.  
 Withstanding Voltage: 500V AC/minute  
 Material: Nylon 66,UL94V-0  
 Color: Natural(White)

### Ordering Information & Dimensions

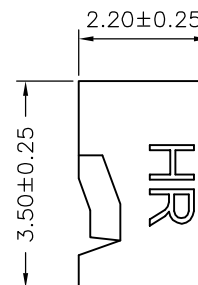
PART NO.	Dimensions	
	A	B
B1259HV-02P	1.25	3.05
B1259HV-03P	2.50	4.30
B1259HV-04P	3.75	5.55
B1259HV-05P	5.00	6.80
B1259HV-06P	6.25	8.05
B1259HV-07P	7.50	9.30
B1259HV-08P	8.75	10.55
B1259HV-09P	10.00	11.80
B1259HV-10P	11.25	13.05
B1259HV-11P	12.50	14.30
B1259HV-12P	13.75	15.55
B1259HV-13P	15.00	16.80
B1259HV-14P	16.25	18.05
B1259HV-15P	17.50	19.30



SUGGESTED PCB LAYOUT  
(COMPONENT SIDE)



Circuit 1



		JOINT TECH ELECTRONIC IND. CO., LTD. JOY DAY INDUSTRIAL CO., LTD.	
UNIT	SCALE		
mm		1 of 1	1.25mm PITCH 180° HOUSING, BOARD-IN CONNECTOR
DRAWN BY	APPROVED BY	GENERAL TOLERANCE 	
蕭惠風 2002.05.31	董正一 2002.06.05		
B1	REVISE	2007.12.24	X.X±0.25
B0	NEW RELEASE	2005.12.06	X.XX±0.15
REV.	DESCRIPTION	DATE	X.XXX±0.05
DRAW NO.:			REV. B1
B1259HV-XP			