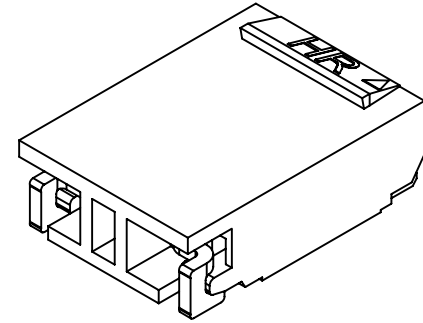


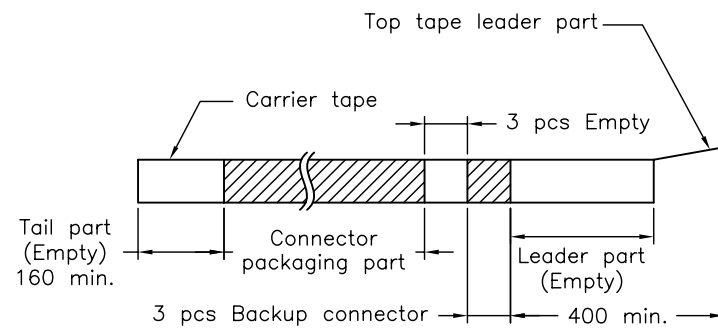
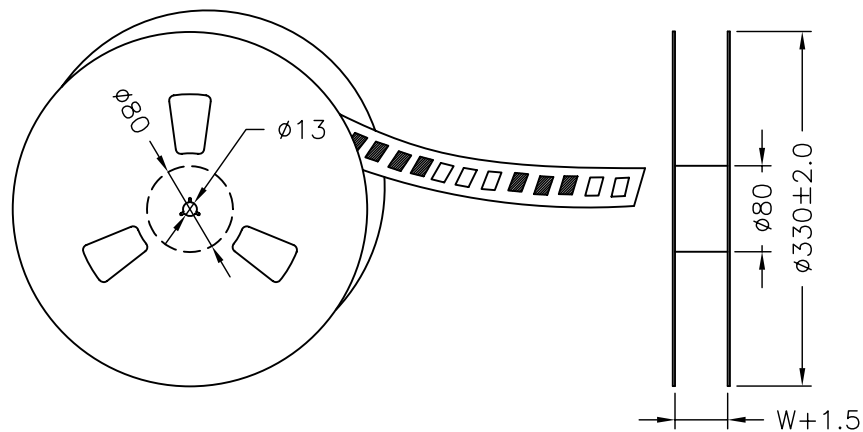
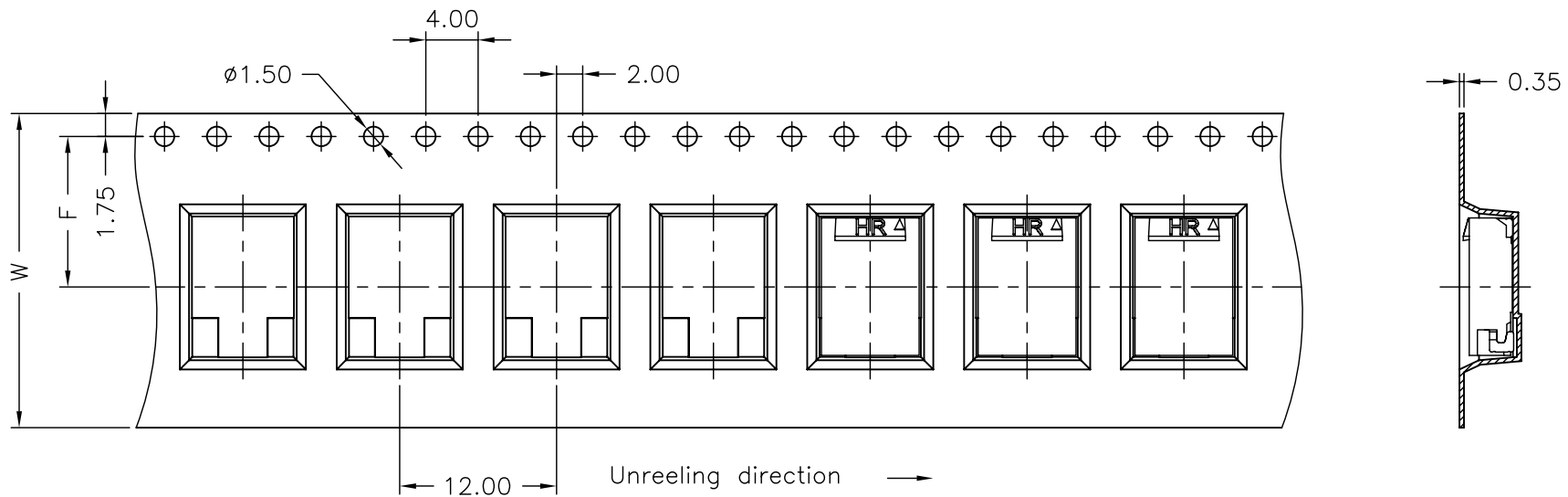
P.C.B LAYOUT



SPECIFICATIONS

Current Rating: 1A AC,DC  
 Voltage Rating: 1400V AC,DC  
 Temperature Range: -25°C ~ +85°C  
 Contact Resistance: 10mΩ Max  
 Insulation Resistance: 1000MΩ Min  
 Withstanding Voltage: 3800V AC/minute  
 Pin Material: Brass/Tin-plated  
 Solder Tabs: Brass/Tin-plated  
 Material: Nylon 6T,UL94V-0  
 Color: Natural(Beige)

				JOINT TECH ELECTRONIC IND. CO., LTD. JOY DAY INDUSTRIAL CO., LTD.	
		UNIT	SCALE	SHEET	TITLE:
		mm		1 of 2	P/N:A3501WR-S-02P
		DRAWN BY		APPROVED BY	
		歐陽小強		董正一	
		2006.06.16		2006.06.16	
		GENERAL TOLERANCE			
		X. X±0.25	ANGLE±		3.50mm PITCH 90° WAFER- SMT TYPE WITH LOCK, ULTRA LOW PROFILE
A0	NEW RELEASE	2006.06.16	X. XX±0.15		
REV.	DESCRIPTION	DATE	X. XXX±0.05		
		DRAW NO. : A3501WR-S-02P			REV. A0



Number of Contacts	W±0.3	F±0.1	Q'ty/Reel
02P	24	11.50	1,000

			UNIT	SCALE	SHEET
			mm		2 of 2
			DRAWN BY		APPROVED BY
			歐陽小強		董正一
			2006.06.16		2006.06.16
			GENERAL TOLERANCE		
			ANGLE±		
A0	NEW RELEASE	2006.06.16	X.X±0.25		
REV.	DESCRIPTION	DATE	X.XX±0.15		
			X.XXX±0.05		
			TITLE:		
			3.50mm PITCH 90°WAFER-SMT TYPE WITH LOCK, TAPING SPEC.		
			DRAW NO. :		REV.
			A3501WR-S-02P		A0