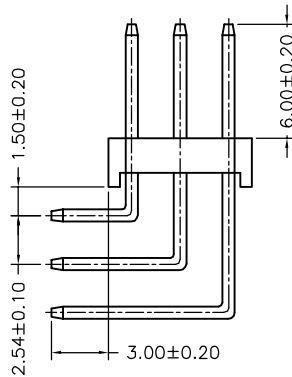
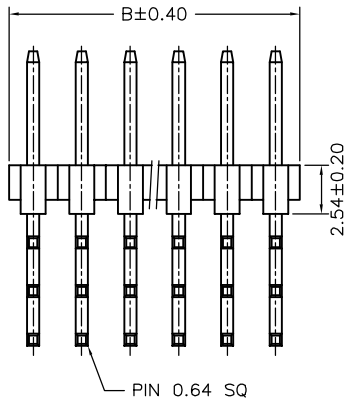
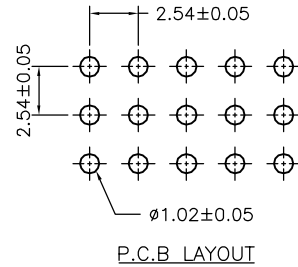
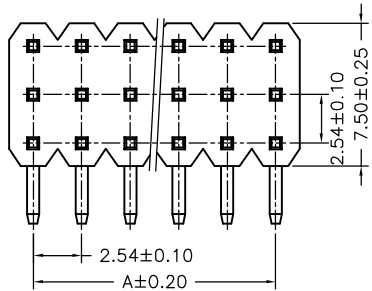


Ordering Information & Dimensions

PART NO.	Dimensions		PART NO.	Dimensions		PART NO.	Dimensions	
	A	B		A	B		A	B
A2547WR-3X02P	2.54	5.08	A2547WR-3X15P	35.56	38.10	A2547WR-3X28P	68.58	71.12
A2547WR-3X03P	5.08	7.62	A2547WR-3X16P	38.10	40.64	A2547WR-3X29P	71.12	73.66
A2547WR-3X04P	7.62	10.16	A2547WR-3X17P	40.64	43.18	A2547WR-3X30P	73.66	76.20
A2547WR-3X05P	10.16	12.70	A2547WR-3X18P	43.18	45.72	A2547WR-3X31P	76.20	78.74
A2547WR-3X06P	12.70	15.24	A2547WR-3X19P	45.72	48.26	A2547WR-3X32P	78.74	81.28
A2547WR-3X07P	15.24	17.78	A2547WR-3X20P	48.26	50.80	A2547WR-3X33P	81.28	83.82
A2547WR-3X08P	17.78	20.32	A2547WR-3X21P	50.80	53.34	A2547WR-3X34P	83.82	86.36
A2547WR-3X09P	20.32	22.86	A2547WR-3X22P	53.34	55.88	A2547WR-3X35P	86.36	88.90
A2547WR-3X10P	22.86	25.40	A2547WR-3X23P	55.88	58.42	A2547WR-3X36P	88.90	91.44
A2547WR-3X11P	25.40	27.94	A2547WR-3X24P	58.42	60.96	A2547WR-3X37P	91.44	93.98
A2547WR-3X12P	27.94	30.48	A2547WR-3X25P	60.96	63.50	A2547WR-3X38P	93.98	96.52
A2547WR-3X13P	30.48	33.02	A2547WR-3X26P	63.50	66.04	A2547WR-3X39P	96.52	99.06
A2547WR-3X14P	33.02	35.56	A2547WR-3X27P	66.04	68.58	A2547WR-3X40P	99.06	101.60



SPECIFICATIONS

Current Rating: 3A AC,DC
 Voltage Rating: 250V AC,DC
 Temperature Range: -25°C ~ +85°C
 Contact Resistance: 20mΩ Max
 Insulation Resistance: 1000MΩ Min
 Withstanding Voltage: 1500V AC/minute
 Pin Material: Brass/Gold-flash
 Material: PBT30%GF,UL94V-0
 Color: Natural(Black)



JOINT TECH ELECTRONIC IND. CO., LTD.
 JOY DAY INDUSTRIAL CO., LTD.

UNIT	SCALE	SHEET	TITLE:
mm		1 of 1	2.54mm PITCH
DRAWN BY	APPROVED BY	90° TRIPLE ROW	
董正一	董正一	PIN HEADER	
2001.02.01	2001.02.01	DRAW NO.:	
GENERAL TOLERANCE			A2547WR-3XNP
B1	REVISE	2007.11.26	ANGLE±
B0	NEW RELEASE	2005.12.09	X.X±0.25
REV.	DESCRIPTION	DATE	X.XX±0.15
			X.XXX±0.05

REV. B1