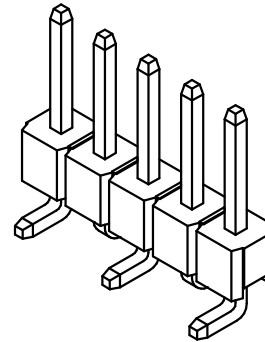
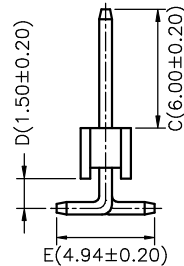
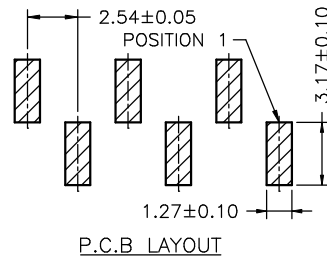
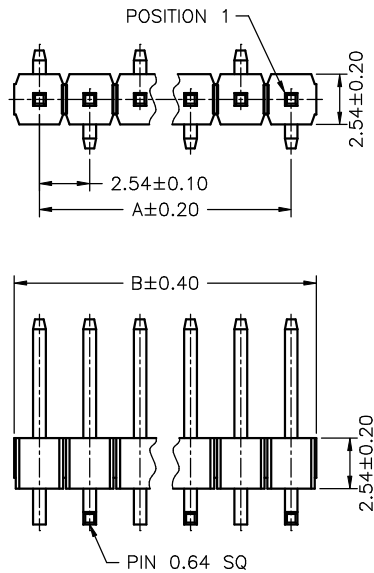


Ordering Information & Dimensions

PART NO.	Dimensions		PART NO.	Dimensions		PART NO.	Dimensions	
	A	B		A	B		A	B
A2545WV-S-02P	2.54	5.08	A2545WV-S-15P	35.56	38.10	A2545WV-S-28P	68.58	71.12
A2545WV-S-03P	5.08	7.62	A2545WV-S-16P	38.10	40.64	A2545WV-S-29P	71.12	73.66
A2545WV-S-04P	7.62	10.16	A2545WV-S-17P	40.64	43.18	A2545WV-S-30P	73.66	76.20
A2545WV-S-05P	10.16	12.70	A2545WV-S-18P	43.18	45.72	A2545WV-S-31P	76.20	78.74
A2545WV-S-06P	12.70	15.24	A2545WV-S-19P	45.72	48.26	A2545WV-S-32P	78.74	81.28
A2545WV-S-07P	15.24	17.78	A2545WV-S-20P	48.26	50.80	A2545WV-S-33P	81.28	83.82
A2545WV-S-08P	17.78	20.32	A2545WV-S-21P	50.80	53.34	A2545WV-S-34P	83.82	86.36
A2545WV-S-09P	20.32	22.86	A2545WV-S-22P	53.34	55.88	A2545WV-S-35P	86.36	88.90
A2545WV-S-10P	22.86	25.40	A2545WV-S-23P	55.88	58.42	A2545WV-S-36P	88.90	91.44
A2545WV-S-11P	25.40	27.94	A2545WV-S-24P	58.42	60.96	A2545WV-S-37P	91.44	93.98
A2545WV-S-12P	27.94	30.48	A2545WV-S-25P	60.96	63.50	A2545WV-S-38P	93.98	96.52
A2545WV-S-13P	30.48	33.02	A2545WV-S-26P	63.50	66.04	A2545WV-S-39P	96.52	99.06
A2545WV-S-14P	33.02	35.56	A2545WV-S-27P	66.04	68.58	A2545WV-S-40P	99.06	101.60

\*Optional Dim. available but  
MOQ requested\*



SPECIFICATIONS

Current Rating: 3A AC,DC  
Voltage Rating: 250V AC,DC  
Temperature Range: -25°C ~ +85°C  
Contact Resistance: 20mΩ Max  
Insulation Resistance: 1000MΩ Min  
Withstanding Voltage: 1500V AC/minute  
Pin Material: Brass/Gold-flash  
Material: Nylon 6T,UL94V-0  
Color: Natural(Black)

				JOINT TECH ELECTRONIC IND. CO., LTD. JOY DAY INDUSTRIAL CO., LTD.	
UNIT	SCALE	SHEET	TITLE:		
mm		1 of 1	<b>2.54mm PITCH</b> <b>180° SINGLE ROW</b> <b>PIN HEADER-SMT TYPE</b>		
DRAWN BY		APPROVED BY			
董正一		董正一			
2003.06.25		2003.06.25			
GENERAL TOLERANCE					
B1	REVISE	2006.04.29	X.X±0.25	ANGLE±	
B0	NEW RELEASE	2006.02.20	X.XX±0.15		
REV.	DESCRIPTION	DATE	X.XXX±0.05		
					DRAW NO. : A2545WV-S-XP
					REV. B1