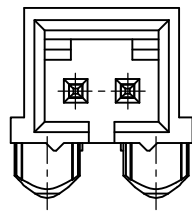
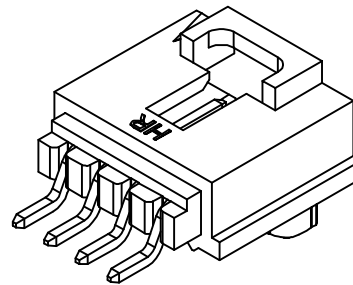


03P



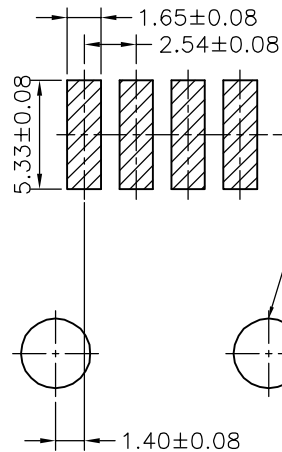
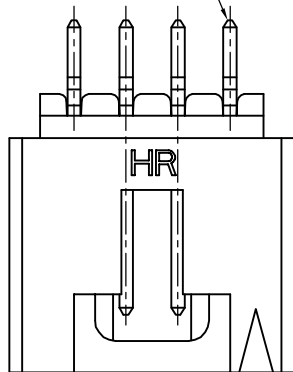
02P



**SPECIFICATIONS**

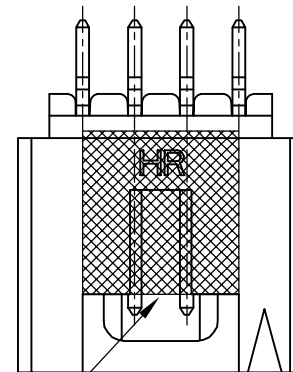
Current Rating: 3A AC,DC  
 Voltage Rating: 250V AC,DC  
 Temperature Range: -25°C ~ +85°C  
 Contact Resistance: 20mΩ Max  
 Insulation Resistance: 1000MΩ Min  
 Withstanding Voltage: 1500V AC/minute  
 Pin Material: Brass/Gold-flash  
 Material: Nylon 6T,UL94V-0  
 Color: Natural(Black)

PIN 0.64 SQ,  
Circuit 1



PCB LAYOUT

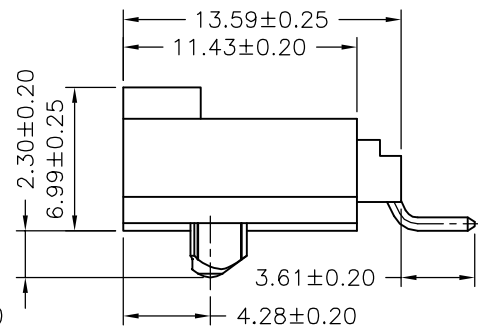
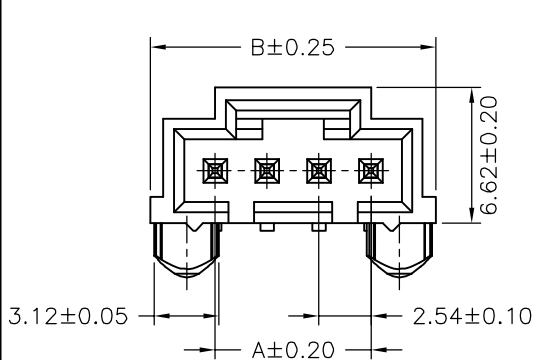
∅3.40±0.05 THRU HOLE-2 PLCS.  
FOR PCB RETENTION  
 ∅3.76±0.05 THRU HOLE-2 PLCS.  
FOR LOCATION ONLY



KAPTON TAPE  
(FOR PICK AND  
PLACE SYSTEMS)

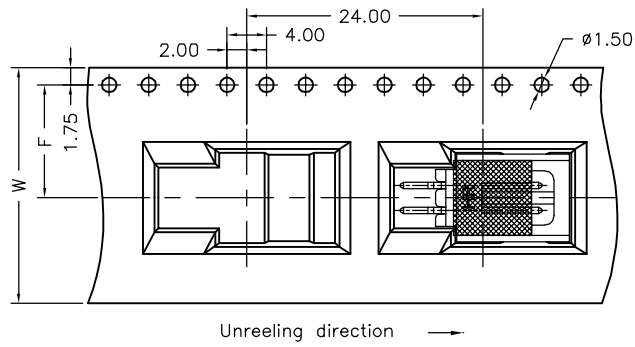
**Ordering Information & Dimensions**

PART NO.	Dimensions	
	A	B
A2541WR-SF-02P	2.54	8.89
A2541WR-SF-03P	5.08	11.43
A2541WR-SF-04P	7.62	13.97
A2541WR-SF-05P	10.16	16.51
A2541WR-SF-06P	12.70	19.05
A2541WR-SF-07P	15.24	21.59
A2541WR-SF-08P	17.78	24.13
A2541WR-SF-09P	20.32	26.67
A2541WR-SF-10P	22.86	29.21
A2541WR-SF-11P	25.40	31.75
A2541WR-SF-12P	27.94	34.29

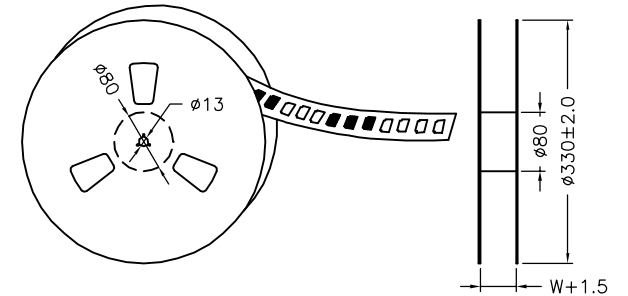
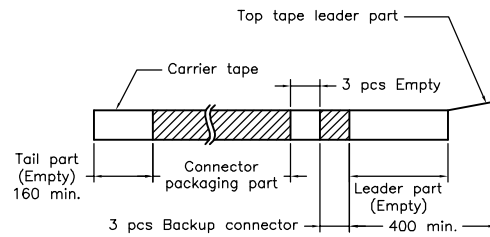
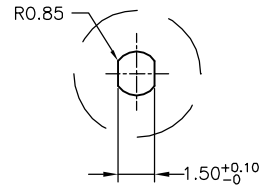
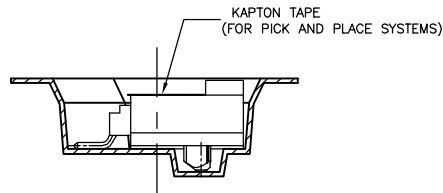
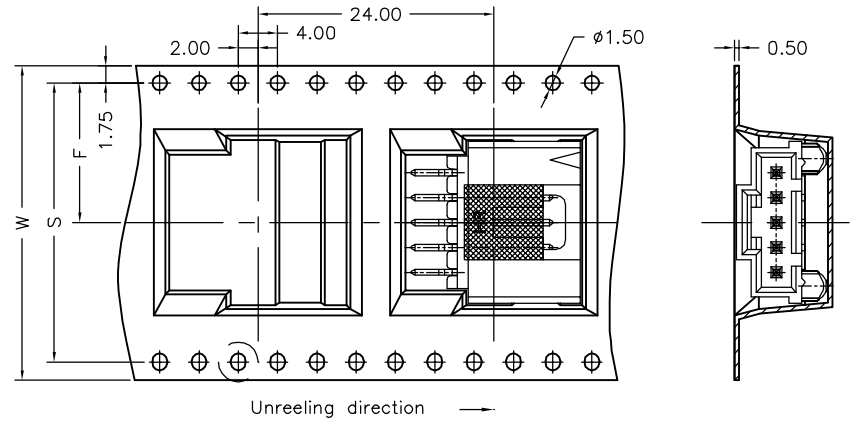


			JOINT TECH ELECTRONIC IND. CO., LTD. JOY DAY INDUSTRIAL CO., LTD.			
			UNIT	SCALE	SHEET	TITLE:
			mm		1 of 2	
A4	REVISE	2007.07.18	DRAWN BY	APPROVED BY	<b>2.54mm PITCH</b> <b>90° WAFER-SMT TYPE</b>	
A3	REVISE	2006.12.19	李勤	董正一		
A2	REVISE	2006.09.25	2006.04.10	2006.04.10		
A1	REVISE	2006.07.06	GENERAL TOLERANCE			
A0	NEW RELEASE	2006.04.10	X.X±0.25	ANGLE±		
REV.	DESCRIPTION	DATE	X.XX±0.15	▽		DRAW NO. :
			X.XXX±0.05	⊕		A2541WR-SF-XP
						REV.
						A4

### 02~04 Contacts



### 05~12 Contacts



Number of Contacts	W±0.3	F±0.1	S±0.1	Q'ty/Reel
02P	24	11.50	/	250
03P	24	11.50		250
04P	24	11.50		250
05P	32	14.20	28.40	250
06P	44	20.20	40.40	250
07P	44	20.20	40.40	250
08P	44	20.20	40.40	250
09P	44	20.20	40.40	250
10P	44	20.20	40.40	250
11P	56	26.20	52.40	250
12P	56	26.20	52.40	250

UNIT	SCALE	SHEET	TITLE:
mm		2 of 2	2.54mm PITCH 90° WAFER-SMT TYPE TAPING SPEC.
DRAWN BY		APPROVED BY	
歐陽小強		董正一	
2006.07.06		2006.07.06	
GENERAL TOLERANCE			
A1	REVISE	2006.09.25	X. X±0.25
A0	NEW RELEASE	2006.07.06	X. XX±0.15
REV.	DESCRIPTION	DATE	X. XXX±0.05
			DRAW NO.: A2541WR-SF-XP REV. A1