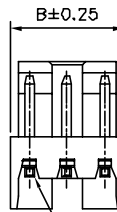
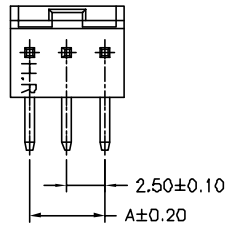
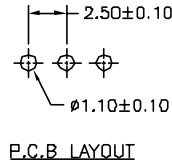
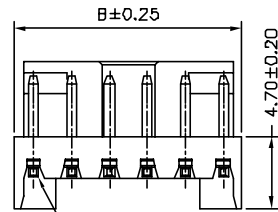
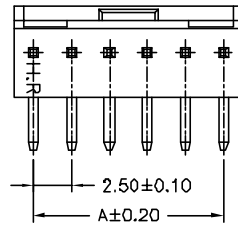


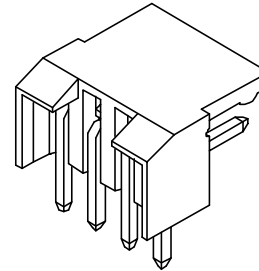
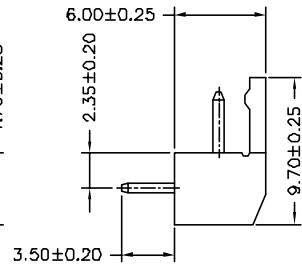
02P,03P



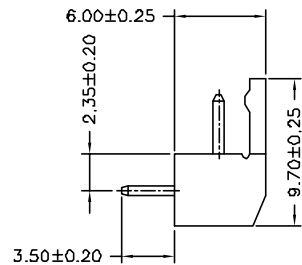
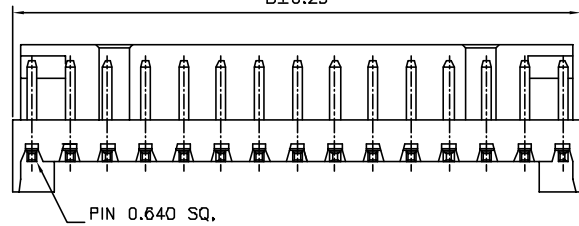
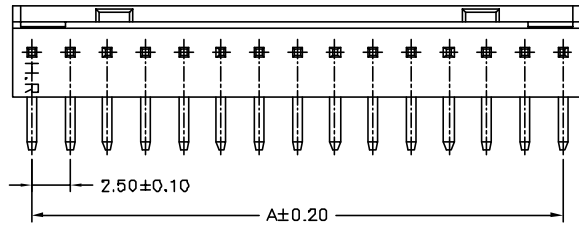
04P~06P



P.C.B. LAYOUT



07P~15P



SPECIFICATIONS

Current Rating: 3A AC,DC  
 Voltage Rating: 500V AC,DC  
 Temperature Range: -25°C ~ +85°C  
 Contact Resistance: 20mΩ Max  
 Insulation Resistance: 100MΩ Min  
 Withstanding Voltage: 1500V AC/minute  
 Pin Material: Brass/Tin-plated  
 Material: Nylon 66,UL94V-0  
 Pantone Color: 153C

Ordering Information & Dimensions

PART NO.	Dimensions	
	A	B
A2500WR-02P	2.50	5.00
A2500WR-03P	5.00	7.50
A2500WR-04P	7.50	10.00
A2500WR-05P	10.00	12.50
A2500WR-06P	12.50	15.00
A2500WR-07P	15.00	17.50
A2500WR-08P	17.50	20.00
A2500WR-09P	20.00	22.50
A2500WR-10P	22.50	25.00
A2500WR-11P	25.00	27.50
A2500WR-12P	27.50	30.00
A2500WR-13P	30.00	32.50
A2500WR-14P	32.50	35.00
A2500WR-15P	35.00	37.50



JOINT TECH ELECTRONIC IND. CO., LTD.  
 JOY DAY INDUSTRIAL CO., LTD.

UNIT	SCALE	SHEET	TITLE:		
mm		1 of 1			
DRAWN BY	APPROVED BY	2.50mm PITCH 90 WAFER			
董正一	董正一				
2001.02.01	2001.02.01				
GENERAL TOLERANCE			DRAW NO. : A2500WR-XP		
B1	REVISE	2008.05.23		X.X φ.25	ANGLE ±
B0	NEW RELEASE	2006.02.21		X.XX φ.15	
REV.	DESCRIPTION	DATE		X.XXX φ.05	

REV. B1