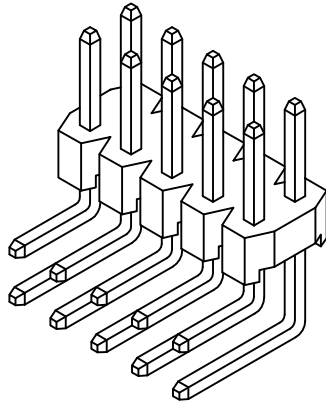
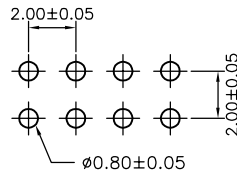
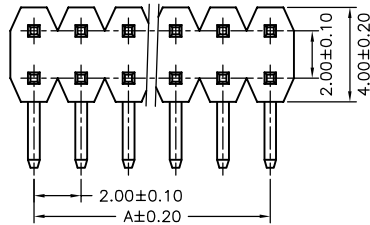


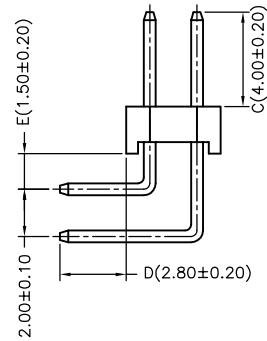
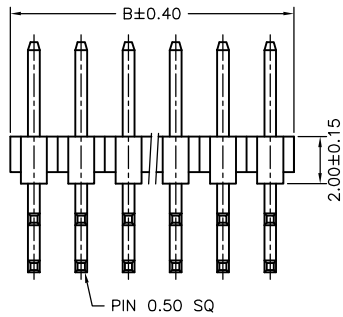
Ordering Information & Dimensions



PART NO.	Dimensions		PART NO.	Dimensions		PART NO.	Dimensions	
	A	B		A	B		A	B
A2016WR-2X02P	2.00	4.00	A2016WR-2X15P	28.00	30.00	A2016WR-2X28P	54.00	56.00
A2016WR-2X03P	4.00	6.00	A2016WR-2X16P	30.00	32.00	A2016WR-2X29P	56.00	58.00
A2016WR-2X04P	6.00	8.00	A2016WR-2X17P	32.00	34.00	A2016WR-2X30P	58.00	60.00
A2016WR-2X05P	8.00	10.00	A2016WR-2X18P	34.00	36.00	A2016WR-2X31P	60.00	62.00
A2016WR-2X06P	10.00	12.00	A2016WR-2X19P	36.00	38.00	A2016WR-2X32P	62.00	64.00
A2016WR-2X07P	12.00	14.00	A2016WR-2X20P	38.00	40.00	A2016WR-2X33P	64.00	66.00
A2016WR-2X08P	14.00	16.00	A2016WR-2X21P	40.00	42.00	A2016WR-2X34P	66.00	68.00
A2016WR-2X09P	16.00	18.00	A2016WR-2X22P	42.00	44.00	A2016WR-2X35P	68.00	70.00
A2016WR-2X10P	18.00	20.00	A2016WR-2X23P	44.00	46.00	A2016WR-2X36P	70.00	72.00
A2016WR-2X11P	20.00	22.00	A2016WR-2X24P	46.00	48.00	A2016WR-2X37P	72.00	74.00
A2016WR-2X12P	22.00	24.00	A2016WR-2X25P	48.00	50.00	A2016WR-2X38P	74.00	76.00
A2016WR-2X13P	24.00	26.00	A2016WR-2X26P	50.00	52.00	A2016WR-2X39P	76.00	78.00
A2016WR-2X14P	26.00	28.00	A2016WR-2X27P	52.00	54.00	A2016WR-2X40P	78.00	80.00



P.C.B LAYOUT



*Optional Dim. available but
MOQ requested*

SPECIFICATIONS
 Current Rating: 2A AC,DC
 Voltage Rating: 250V AC,DC
 Temperature Range: -25°C ~ +85°C
 Contact Resistance: 20mΩ Max.
 Insulation Resistance: 1000MΩ Min.
 Withstanding Voltage: 1000V AC/minute
 Pin Material: Brass/Gold-flash
 Material: PBT30%GF,UL94V-0
 Color: Natural(Black)

				JOINT TECH ELECTRONIC IND. CO., LTD. JOY DAY INDUSTRIAL CO., LTD.	
UNIT	SCALE	SHEET	TITLE:		
mm		1 of 1	2.00mm PITCH 90° DUAL ROW PIN HEADER		
DRAWN BY	APPROVED BY				
董正一	董正一		DRAW NO. : A2016WR-2XNP		
2001.02.01	2001.02.01		REV. B1		
GENERAL TOLERANCE					
B1	REVISE	2007.01.15	X. X±0.25	ANGLE±	
B0	NEW RELEASE	2005.11.25	X. XX±0.15		
REV.	DESCRIPTION	DATE	X. XXX±0.05		