
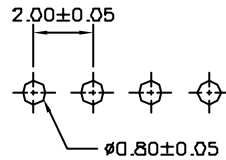
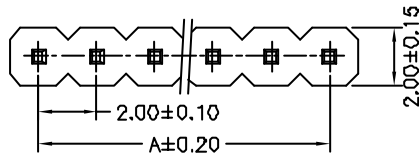


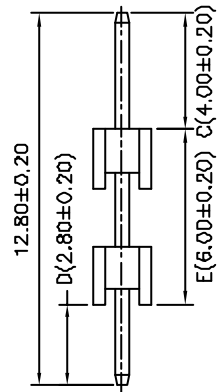
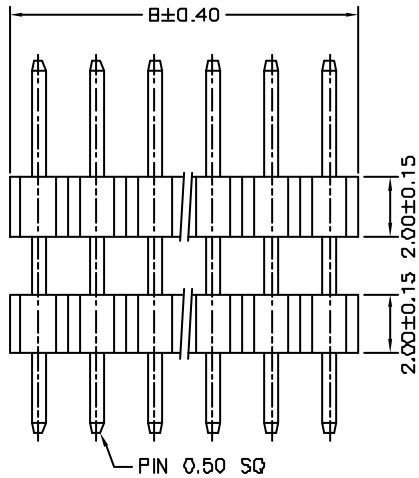
Ordering Information & Dimensions



PART NO.	Dimensions		PART NO.	Dimensions		PART NO.	Dimensions	
	A	B		A	B		A	B
A2015WVA-02P	2.00	4.00	A2015WVA-15P	28.00	30.00	A2015WVA-28P	54.00	56.00
A2015WVA-03P	4.00	6.00	A2015WVA-16P	30.00	32.00	A2015WVA-29P	56.00	58.00
A2015WVA-04P	6.00	8.00	A2015WVA-17P	32.00	34.00	A2015WVA-30P	58.00	60.00
A2015WVA-05P	8.00	10.00	A2015WVA-18P	34.00	36.00	A2015WVA-31P	60.00	62.00
A2015WVA-06P	10.00	12.00	A2015WVA-19P	36.00	38.00	A2015WVA-32P	62.00	64.00
A2015WVA-07P	12.00	14.00	A2015WVA-20P	38.00	40.00	A2015WVA-33P	64.00	66.00
A2015WVA-08P	14.00	16.00	A2015WVA-21P	40.00	42.00	A2015WVA-34P	66.00	68.00
A2015WVA-09P	16.00	18.00	A2015WVA-22P	42.00	44.00	A2015WVA-35P	68.00	70.00
A2015WVA-10P	18.00	20.00	A2015WVA-23P	44.00	46.00	A2015WVA-36P	70.00	72.00
A2015WVA-11P	20.00	22.00	A2015WVA-24P	46.00	48.00	A2015WVA-37P	72.00	74.00
A2015WVA-12P	22.00	24.00	A2015WVA-25P	48.00	50.00	A2015WVA-38P	74.00	76.00
A2015WVA-13P	24.00	26.00	A2015WVA-26P	50.00	52.00	A2015WVA-39P	76.00	78.00
A2015WVA-14P	26.00	28.00	A2015WVA-27P	52.00	54.00	A2015WVA-40P	78.00	80.00



P.C.B LAYOUT



*Optional Dim. available but
MOQ requested*

SPECIFICATIONS

Current Rating: 2A AC,DC
 Voltage Rating: 250V AC,DC
 Temperature Range: -25°C ~ +85°C
 Contact Resistance: 20mΩ Max.
 Insulation Resistance: 1000MΩ Min.
 Withstanding Voltage: 1000V AC/minute
 Pin Material: Brass/Gold-flash
 Material: PBT30%GF,UL94V-0
 Color: Natural(Black)

				JOINT TECH ELECTRONIC IND. CO., LTD. JOY DAY INDUSTRIAL CO., LTD.			
UNIT	SCALE	SHEET	TITLE:				
mm		1 of 1	2.00mm PITCH 180 °SINGLE ROW PIN HEADER				
DRAWN BY	APPROVED BY						
董正一	董正一						
2003.06.20	2003.06.20						
GENERAL TOLERANCE			DRAW NO.: A2015WVA-XP				
B1	REVISE	2006.08.30				X.X ±0.25	ANGLE ±
B0	NEW RELEASE	2005.11.30				X.XX ±0.15	
REV.	DESCRIPTION	DATE				X.XXX ±0.05	