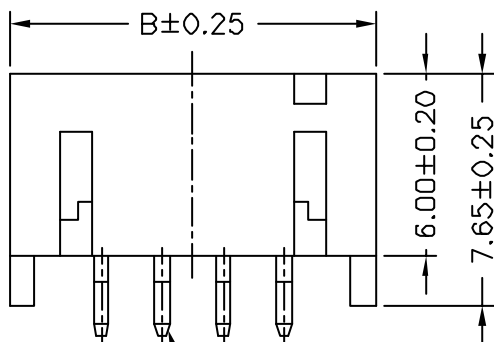
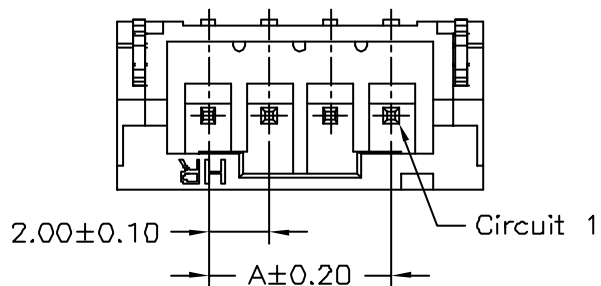
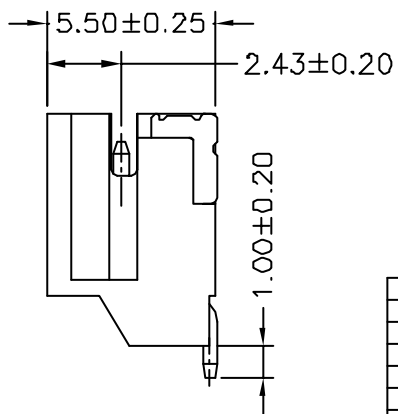


PCB LAYOUT



PIN 0.50 SQ



SPECIFICATIONS

Current Rating: 2A AC,DC
 Voltage Rating: 100V AC,DC
 Temperature Range: -25°C ~ +85°C
 Contact Resistance: 10mΩ Max.
 Insulation Resistance: 1000MΩ Min.
 Withstanding Voltage: 800V AC/minute
 Pin Material: Brass/Gold-flash
 Solder Tabs: Brass/Gold-flash
 Material: Nylon 6T,UL94V-0
 Color: Natural(Beige)

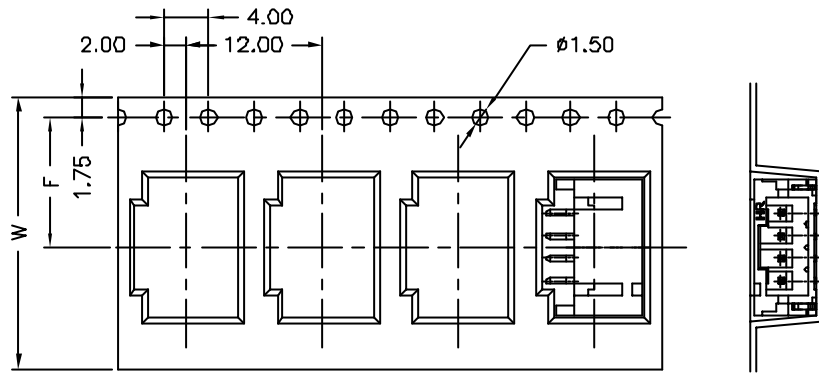
Ordering Information & Dimensions

PART NO.	Dimensions	
	A	B
A2001WR-S-02PD01	2.00	8.00
A2001WR-S-03PD01	4.00	10.00
A2001WR-S-04PD01	6.00	12.00
A2001WR-S-05PD01	8.00	14.00
A2001WR-S-06PD01	10.00	16.00
A2001WR-S-07PD01	12.00	18.00
A2001WR-S-08PD01	14.00	20.00
A2001WR-S-09PD01	16.00	22.00
A2001WR-S-10PD01	18.00	24.00
A2001WR-S-11PD01	20.00	26.00
A2001WR-S-12PD01	22.00	28.00
A2001WR-S-13PD01	24.00	30.00
A2001WR-S-14PD01	26.00	32.00
A2001WR-S-15PD01	28.00	34.00
A2001WR-S-16PD01	30.00	36.00

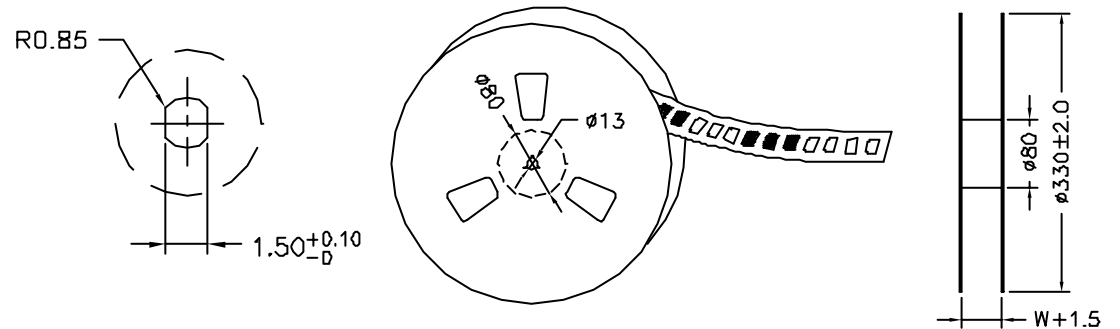
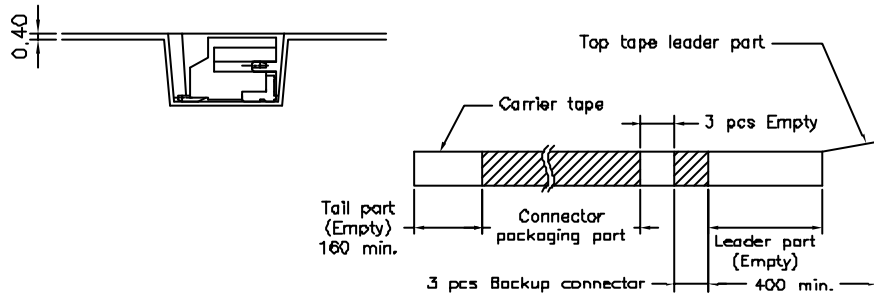
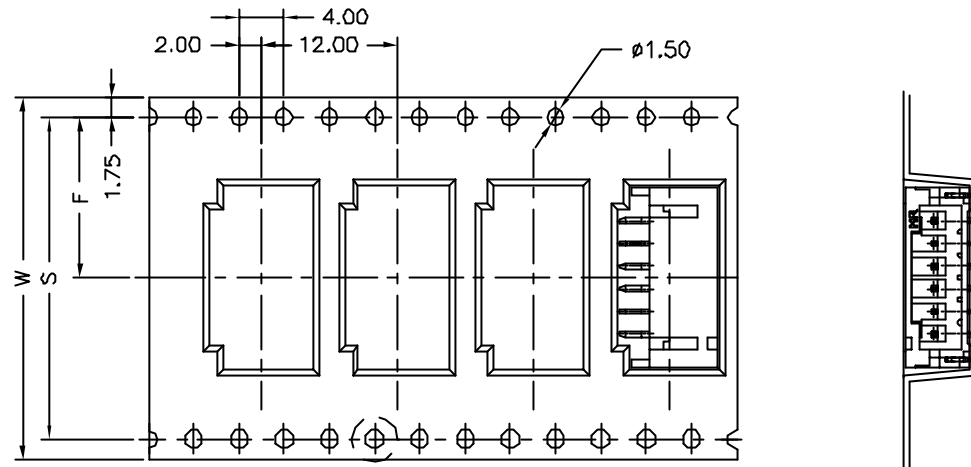
		JOINT TECH ELECTRONIC IND. CO., LTD. JOY DAY INDUSTRIAL CO., LTD.	
	UNIT	SCALE	SHEET
	mm		1 of 2
	DRAWN BY	APPROVED BY	
	李勤	董正一	
	2006.07.21	2006.07.21	
GENERAL TOLERANCE			
A1	REVISE	2006.09.02	X.X ±0.25 ANGLE ±
A0	NEW RELEASE	2006.07.21	X.XX ±0.15
REV.	DESCRIPTION	DATE	X.XXX ±0.05
DRAW NO.:			REV.:
A2001WR-S-XP001			A1

2.00mm PITCH
90° WAFER-SMT TYPE

02~05 Contacts



06~16 Contacts



Number of Contacts	W±0.3	F±0.1	S±0.1	Q'ty/Reel
02P	16	7.50	/	500
03P	24	11.50		500
04P	24	11.50		500
05P	24	11.50		500
06P	32	14.20	28.40	500
07P	32	14.20	28.40	500
08P	32	14.20	28.40	500
09P	44	20.20	40.40	500
10P	44	20.20	40.40	500
11P	44	20.20	40.40	500
12P	44	20.20	40.40	500
13P	56	26.20	52.40	500
14P	56	26.20	52.40	500
15P	56	26.20	52.40	500
16P	56	26.20	52.40	500

					JOINT TECH ELECTRONIC IND. CO., LTD. JOY DAY INDUSTRIAL CO., LTD.	
			UNIT	SCALE	SHEET	
			mm		2 of 2	
			DRAWN BY		APPROVED BY	
			李勤		董正一	
			2006.07.21		2006.07.21	
			GENERAL TOLERANCE			
A1	REVISE	2006.09.02	X.X±0.25	ANGLE ±		
A0	NEW RELEASE	2006.07.21	X.XX±0.15			
REV.	DESCRIPTION	DATE	X.XXX±0.05			
					TITLE:	
					2.00mm PITCH 90° WAFER-SMT TYPE TAPING SPEC.	
					DRAW NO. :	
					A2001WR-S-XP001	
					REV. A1	