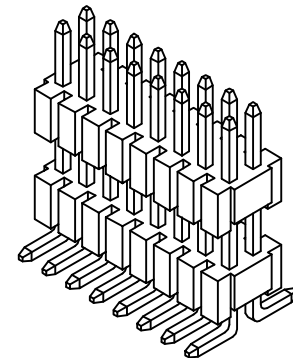
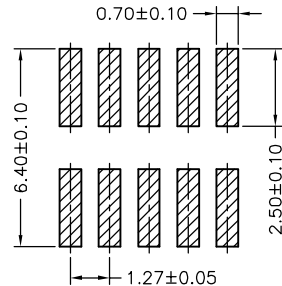
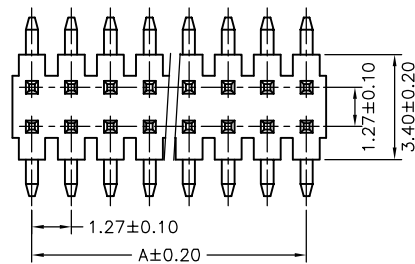


*Optional Dim. available but
MOQ requested*

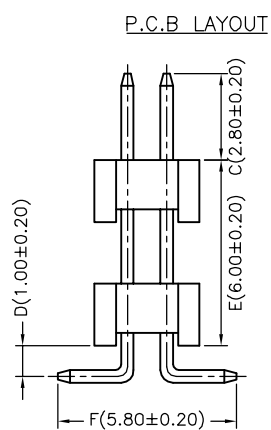
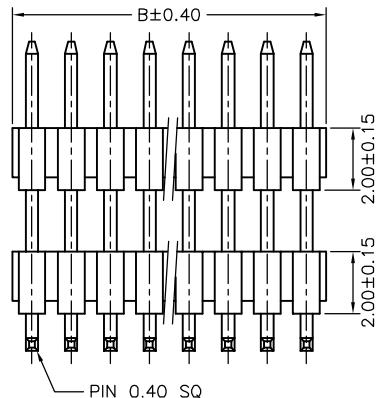
Ordering Information & Dimensions

PART NO.	Dimensions		PART NO.	Dimensions		PART NO.	Dimensions	
	A	B		A	B		A	B
A1272WVA-S-2X03P	2.54	3.81	A1272WVA-S-2X19P	22.86	24.13	A1272WVA-S-2X35P	43.18	44.45
A1272WVA-S-2X04P	3.81	5.08	A1272WVA-S-2X20P	24.13	25.40	A1272WVA-S-2X36P	44.45	45.72
A1272WVA-S-2X05P	5.08	6.35	A1272WVA-S-2X21P	25.40	26.67	A1272WVA-S-2X37P	45.72	46.99
A1272WVA-S-2X06P	6.35	7.62	A1272WVA-S-2X22P	26.67	27.94	A1272WVA-S-2X38P	46.99	48.26
A1272WVA-S-2X07P	7.62	8.89	A1272WVA-S-2X23P	27.94	29.21	A1272WVA-S-2X39P	48.26	49.53
A1272WVA-S-2X08P	8.89	10.16	A1272WVA-S-2X24P	29.21	30.48	A1272WVA-S-2X40P	49.53	50.80
A1272WVA-S-2X09P	10.16	11.43	A1272WVA-S-2X25P	30.48	31.75	A1272WVA-S-2X41P	50.80	52.07
A1272WVA-S-2X10P	11.43	12.70	A1272WVA-S-2X26P	31.75	33.02	A1272WVA-S-2X42P	52.07	53.34
A1272WVA-S-2X11P	12.70	13.97	A1272WVA-S-2X27P	33.02	34.29	A1272WVA-S-2X43P	53.34	54.61
A1272WVA-S-2X12P	13.97	15.24	A1272WVA-S-2X28P	34.29	35.56	A1272WVA-S-2X44P	54.61	55.88
A1272WVA-S-2X13P	15.24	16.51	A1272WVA-S-2X29P	35.56	36.83	A1272WVA-S-2X45P	55.88	57.15
A1272WVA-S-2X14P	16.51	17.78	A1272WVA-S-2X30P	36.83	38.10	A1272WVA-S-2X46P	57.15	58.42
A1272WVA-S-2X15P	17.78	19.05	A1272WVA-S-2X31P	38.10	39.37	A1272WVA-S-2X47P	58.42	59.69
A1272WVA-S-2X16P	19.05	20.32	A1272WVA-S-2X32P	39.37	40.64	A1272WVA-S-2X48P	59.69	60.96
A1272WVA-S-2X17P	20.32	21.59	A1272WVA-S-2X33P	40.64	41.91	A1272WVA-S-2X49P	60.96	62.23
A1272WVA-S-2X18P	21.59	22.86	A1272WVA-S-2X34P	41.91	43.18	A1272WVA-S-2X50P	62.23	63.50



SPECIFICATIONS

Current Rating: 1A AC,DC
 Voltage Rating: 250V AC,DC
 Temperature Range: -25°C ~ +85°C
 Contact Resistance: 20mΩ Max.
 Insulation Resistance: 5000MΩ Min.
 Withstanding Voltage: 500V AC/minute
 Pin Material: Brass/Gold-flash
 Material: Nylon 6T,UL94V-0
 Color: Natural(Black)



				JOINT TECH ELECTRONIC IND. CO., LTD. JOY DAY INDUSTRIAL CO., LTD.	
UNIT	SCALE	SHEET	TITLE:		
mm		1 of 1	1.27mm PITCH 180° DUAL ROW PIN HEADER-SMT TYPE		
DRAWN BY		APPROVED BY			
董正一		董正一		DRAW NO.: A1272WVA-S-2XNPN	
2005.04.18		2005.04.18			
GENERAL TOLERANCE					
B1	REVISE	2006.12.03	X. X±0.25	ANGLE±	
B0	NEW RELEASE	2005.11.22	X. XX±0.15	REV. B1	
REV.	DESCRIPTION	DATE	X. XXX±0.05		