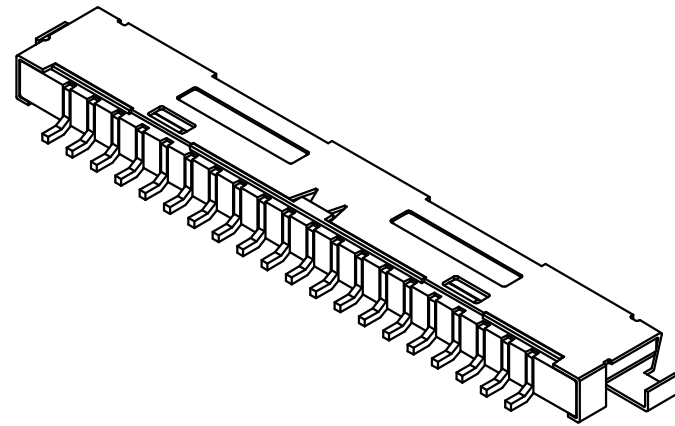
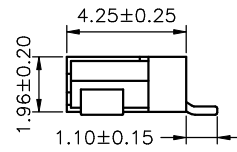
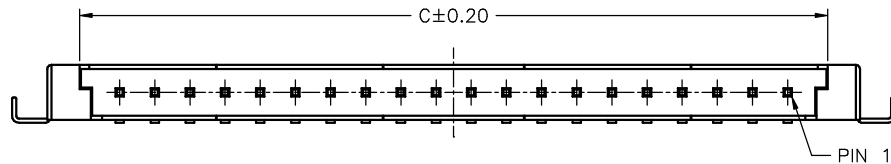
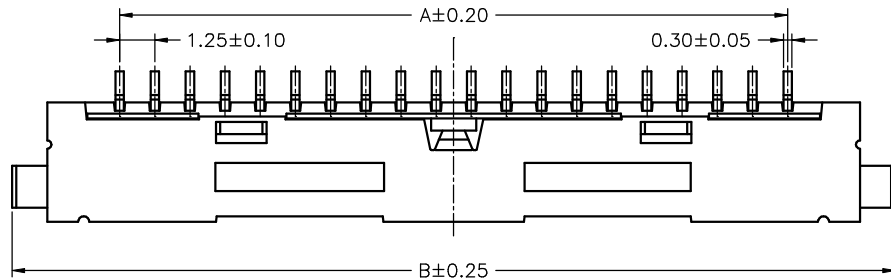


SUGGESTED PCB LAYOUT
(COMPONENT SIDE)



SPECIFICATIONS

Current Rating: 1A AC,DC
 Voltage Rating: 200V AC,DC
 Temperature Range: -25°C ~ +85°C
 Contact Resistance: 40mΩ Max.
 Insulation Resistance: 100MΩ Min.
 Withstanding Voltage: 500V AC/minute
 Pin Material: Brass/Tin-plated
 Shell: Brass/Tin-plated
 Material: LCP,UL94V-0
 Color: Natural(Beige)

Ordering Information & Dimensions

PART NO.	Dimensions		
	A	B	C
A1255WRA-S-20P	23.75	31.40	26.60
A1255WRA-S-30P	36.25	43.90	39.10

		JOINT TECH ELECTRONIC IND. CO., LTD. JOY DAY INDUSTRIAL CO., LTD.	
UNIT	SCALE	SHEET	TITLE:
mm		1 of 1	1.25mm PITCH 90° WAFER-SMT TYPE, SHIELDED, TOP MOUNTING
DRAWN BY	APPROVED BY		
蕭惠風	董正一		
2002.08.29	2002.08.29		
GENERAL TOLERANCE			
	X. X±0.25	ANGLE±	
B0	NEW RELEASE	2005.12.10	
REV.	DESCRIPTION	DATE	
		X. XX±0.15	
		X. XXX±0.05	
			DRAW NO. : A1255WRA-S-XP
			REV. B0