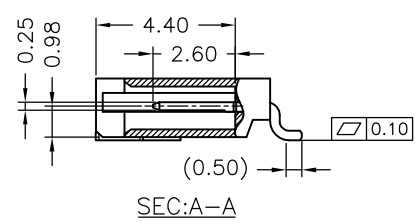
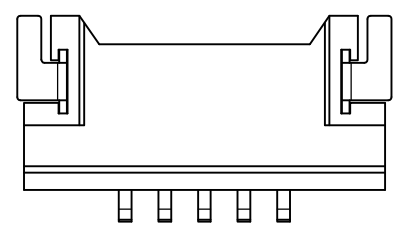
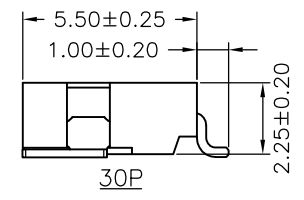
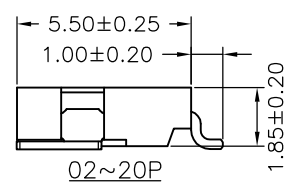
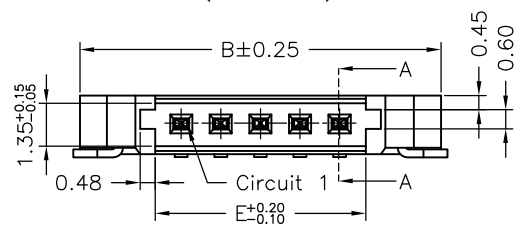
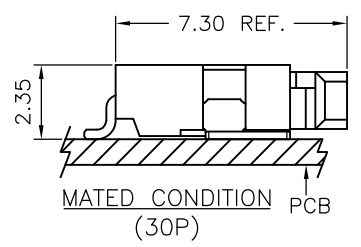
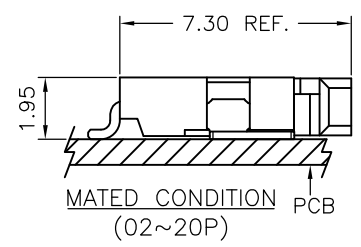
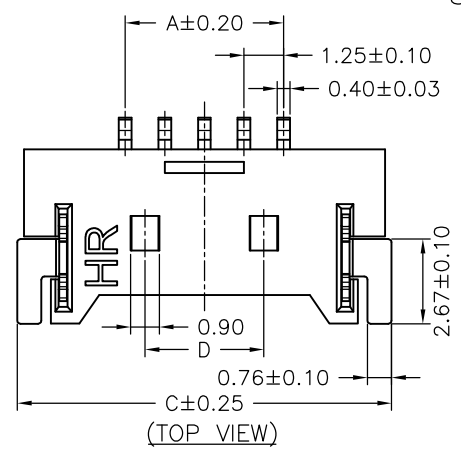
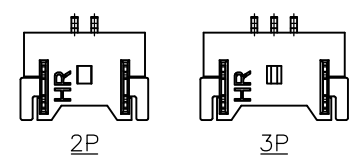
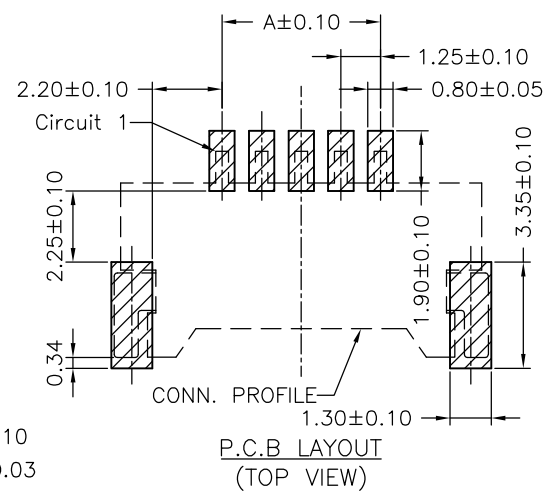


SPECIFICATIONS
 Current Rating: 1A AC,DC
 Voltage Rating: 125V AC,DC
 Temperature Range: -25°C ~ +85°C
 Contact Resistance: 20mΩ Max.
 Insulation Resistance: 100MΩ Min.
 Withstanding Voltage: 500V AC/minute
 Pin Material: Brass
 Solder Tabs: Brass
 Material: Nylon 6T,UL94V-0
 Color: Natural(Beige)

P/N LEGEND

A1254 WR-S-XP XXX

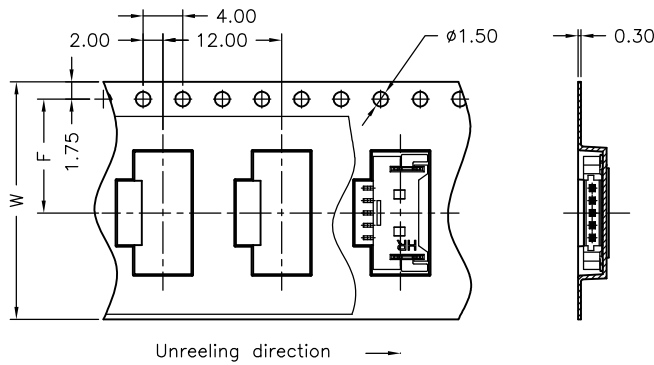
① Series No.
 ② Connector type: WR=Right angle
 ③ Mounting type: S=SMT without boss
 ④ No. of circuits
 ⑤ Option code:
 Blank=Contacts/Gold-plated 3u" and Solder tabs/Matte Tin-plated
 D02=Contacts/Gold-plated 3u" and Solder tabs/Gold-flash



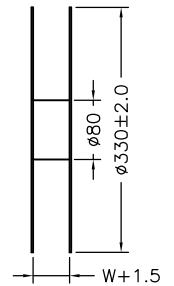
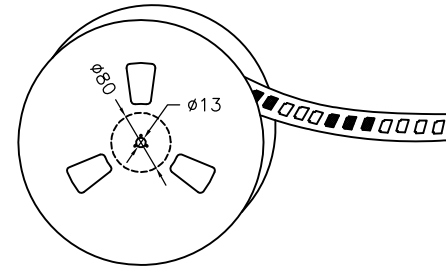
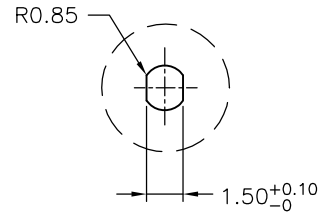
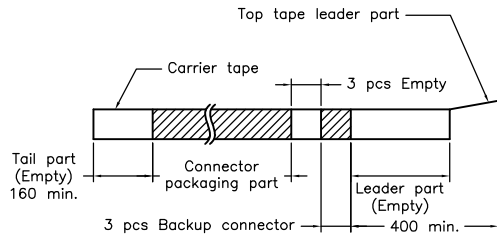
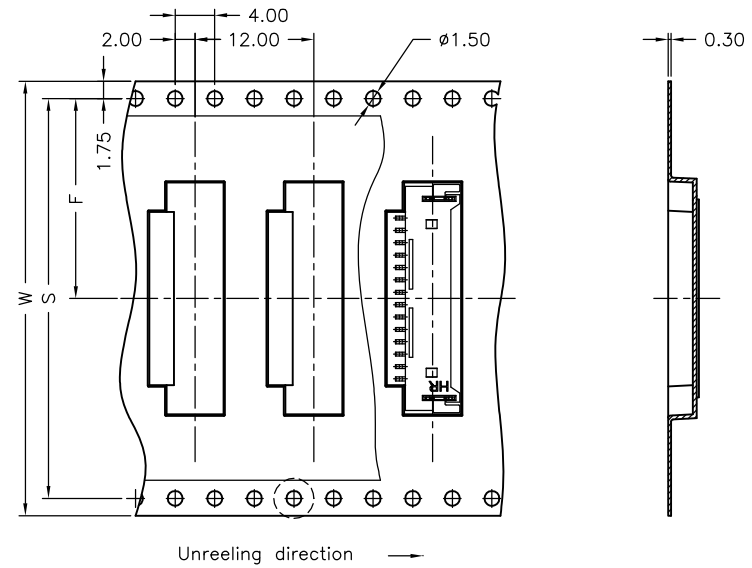
Circuit No.	Dimensions				
	A	B	C	D	E
02P	1.25	7.65	8.07	---	2.90
03P	2.50	8.90	9.32	---	4.15
04P	3.75	10.15	10.57	2.50	5.40
05P	5.00	11.40	11.82	3.75	6.65
06P	6.25	12.65	13.07	5.00	7.90
07P	7.50	13.90	14.32	6.25	9.15
08P	8.75	15.15	15.57	7.50	10.40
09P	10.00	16.40	16.82	8.75	11.65
10P	11.25	17.65	18.07	10.00	12.90
11P	12.50	18.90	19.32	11.25	14.15
12P	13.75	20.15	20.57	12.50	15.40
14P	16.25	22.65	23.07	15.00	17.90
15P	17.50	23.90	24.32	16.25	19.15
16P	18.75	25.15	25.57	17.50	20.40
20P	23.75	30.15	30.57	22.50	25.40
30P	36.25	42.65	43.07	22.50	37.90

				UNIT	SCALE	SHEET	TITLE:
				mm	1 : 1	1 of 2	
DRAWN BY		APPROVED BY		1.25mm PITCH 90° WAFER-SMT TYPE, ULTRA LOW PROFILE			
董正一		董正一					
2001.02.01		2001.02.01		DRAW NO. : A1254WR-S-XP			
GENERAL TOLERANCE				ANGLE±			
X. X±0.25		X. XX±0.15					
X. XXX±0.05							
B4	EN1009270244	2010.09.24	陳錦展	REV. B4			
REV.	DESCRIPTION	DATE	NAME				

02~09 Contacts



10~30 Contacts



Number of Contacts	W±0.3	F±0.1	S±0.1	Q'ty/Reel
02P	16	7.50		1,000
03P	24	7.50		1,000
04P	24	11.50		1,000
05P	24	11.50		1,000
06P	24	11.50		1,000
07P	24	11.50		1,000
08P	24	11.50		1,000
09P	24	11.50		1,000
10P	32	14.20		28.40
11P	32	14.20	28.40	1,000
12P	32	14.20	28.40	1,000
14P	44	20.20	40.40	1,000
15P	44	20.20	40.40	1,000
16P	44	20.20	40.40	1,000
20P	44	20.20	40.40	1,000
30P	56	26.20	52.40	1,000

NOTE:
Material: Transparent
Anti-static Polystyrene.

				燦達電子工業股份有限公司 JOINT TECH ELECTRONIC IND. CO., LTD.	
		UNIT	SCALE	SHEET	
		mm	1 : 1	2 of 2	
		DRAWN BY		APPROVED BY	
		蕭惠風		謝瑞清	
		2004.02.12		2004.02.12	
GENERAL TOLERANCE					
		X. X±0.25	ANGLE±		
		X. XX±0.15			
		X. XXX±0.05			
B4	EN1009270244	2010.09.24	陳錦展	DRAW NO. :	
REV.	DESCRIPTION	DATE	NAME	A1254WR-S-XP	
				TITLE: 1.25mm PITCH 90° WAFER-SMT TYPE, TAPING SPEC.	
				REV. B4	