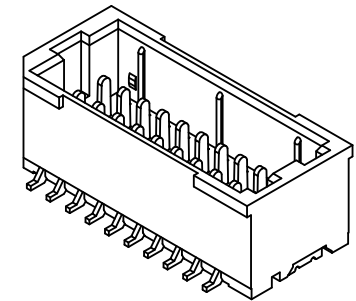
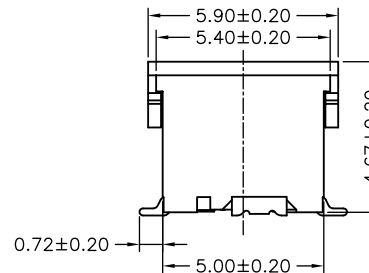


PCB LAYOUT



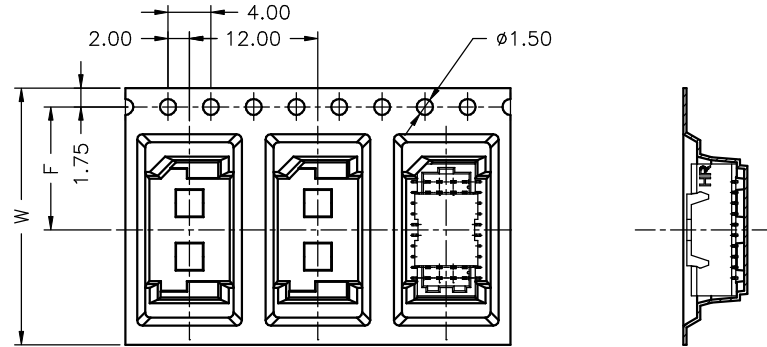
SPECIFICATIONS
 Current Rating: 1A AC,DC
 Voltage Rating: 50V AC,DC
 Temperature Range: -25°C ~ +85°C
 Contact Resistance: 20mΩ Max.
 Insulation Resistance: 100MΩ Min.
 Withstanding Voltage: 500V AC/minute
 Pin Material: Phosphor Bronze/Gold-flash
 Solder Tabs: Brass/Tin-plated
 Wafer: Nylon 6T,UL94V-0
 Cap: Nylon 6T,UL94V-0,Natural(Beige)
 Color: Natural(Beige)

Ordering Information & Dimensions

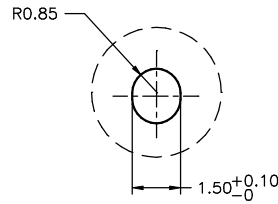
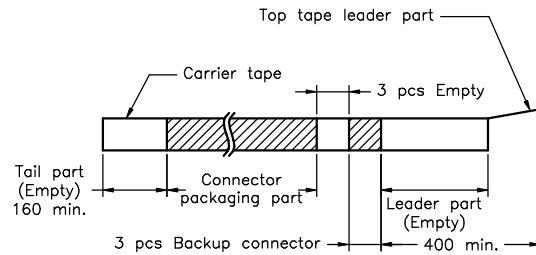
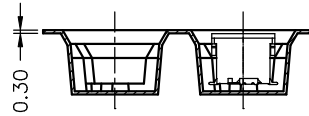
PART NO.	Dimensions	
	A	B
A1001WV-S-2X06P	5.00	8.30
A1001WV-S-2X08P	7.00	10.30
A1001WV-S-2X10P	9.00	12.30
A1001WV-S-2X15P	14.00	17.30
A1001WV-S-2X20P	19.00	22.30
A1001WV-S-2X25P	24.00	27.30

			JOINT TECH ELECTRONIC IND. CO., LTD. JOY DAY INDUSTRIAL CO., LTD.	
UNIT	SCALE	SHEET	TITLE: 1.00mm PITCH 180° WAFER-SMT TYPE, W/O BOSS, DUAL ROW	
mm		1 of 2		
DRAWN BY	APPROVED BY		DRAW NO. : A1001WV-S-2XNP	
董正一	董正一			
2003.04.04	2003.04.04			
GENERAL TOLERANCE				
B2	REVISE	2008.05.06	X. X±0.25	ANGLE±
B1	REVISE	2007.04.25	X. XX±0.15	
B0	NEW RELEASE	2006.04.14	X. XXX±0.05	
REV.	DESCRIPTION	DATE		
			REV. B2	

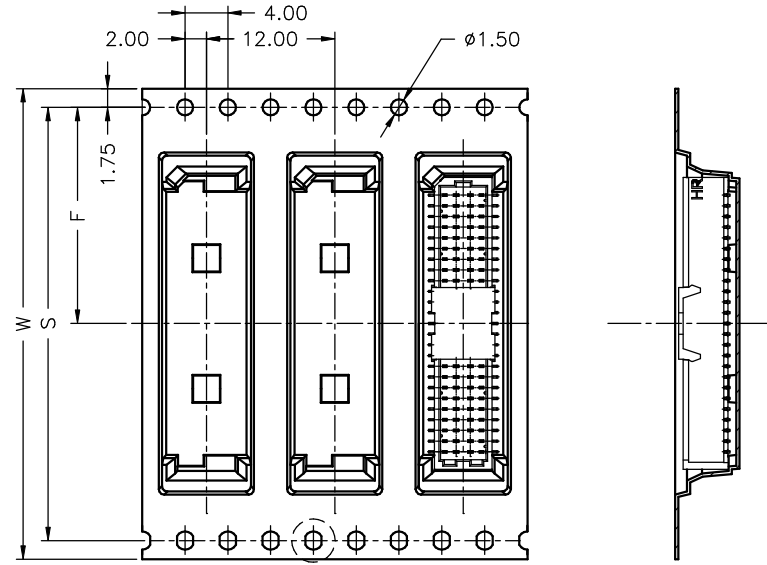
2X06~2X10 Contacts



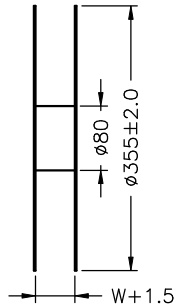
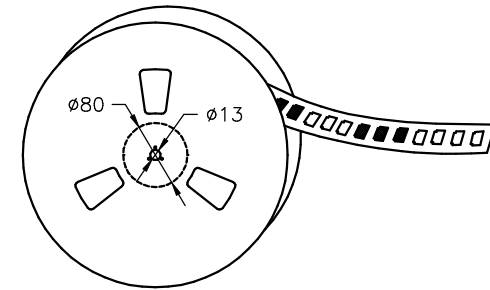
Unreeling direction →



2X15~2X25 Contacts



Unreeling direction →



Number of Contacts	W±0.3	F±0.1	S±0.1	Q'ty/Reel
2X06P	24	11.50	/	1,000
2X08P	24	11.50		1,000
2X10P	24	11.50		1,000
2X15P	32	14.20	28.40	1,000
2X20P	44	20.20	40.40	1,000
2X25P	44	20.20	40.40	1,000

				JOINT TECH ELECTRONIC IND. CO., LTD. JOY DAY INDUSTRIAL CO., LTD.	
UNIT	SCALE	SHEET	TITLE:		
mm		2 of 2	1.00mm PITCH 180° DUAL ROW WAFER- SMT TYPE, W/O BOSS, TAPING SPEC.		
DRAWN BY	APPROVED BY				
董正一	董正一		DRAW NO. :		
2004.11.15	2004.11.15		A1001WV-S-2XNP		
GENERAL TOLERANCE			REV. B0		
X. X±0.25	ANGLE±				
X. XX±0.15					
X. XXX±0.05					
B0	NEW RELEASE	2006.04.14			
REV.	DESCRIPTION	DATE			